



Los Angeles

**HOMELESS SERVICES AUTHORITY**

Working Together to End Homelessness in Los Angeles

# Homelessness Policies and Services in Los Angeles County

Thirteenth Statewide Conference  
Integrating Substance Use, Mental Health, and Primary Care  
Service:

*Courageous and Compassionate Care*

October 20, 2016

# Panelists



Corrin Buchanan, MPP  
Diversion and Reentry Housing Director  
Los Angeles County Department of Health Services

Wesley Ford, MA, MPH  
Deputy Director, Health Promotion Bureau  
Los Angeles County Department of Public Health

Maria Funk, PhD  
District Chief  
Los Angeles County Department of Mental Health

Gabriele Hooks, MPA  
Senior Program Manager  
Corporation for Supportive Housing-Los Angeles

Peter Lynn, MBA - Moderator  
Executive Director  
Los Angeles Homeless Services Authority

# Homelessness: National & Local

## A National Challenge as an Acute Local Crisis



46,874 Homeless in Los Angeles County in 2016

- <1% Change from 2015 (without new Youth Count)

75% of Los Angeles Homeless are unsheltered

- Inversion of U.S. average – 69% sheltered nationally

LA is 3% of U.S. population – 8% of U.S. homeless

# Demographics of Homelessness

## Subpopulations in Los Angeles



**Chronically Homeless** 12,970 | 30%

- *Long duration homeless with disabling conditions*

**Veterans** 2,728 | 6%

- *Higher risk of homelessness*

**Family members** 6,128 | 14%

- *Many vulnerabilities*

**Youth** 3,447 | 8%

- *Unaccompanied minors and young adults*

**Single Adult Population** 37,601 | 86%

# Chronic Homelessness

## Focus on Highest Acuity



13,468 people are chronically homeless in L.A. – 31% of total population

- 5% decrease from 2013 PIT Count

More than 90% are unsheltered

75% score as high acuity on CES services assessment

- *Coordinated Entry System VI-SPDAT*

# What Drives Homelessness?

## Housing

Homelessness is fundamentally a housing problem

## Poverty

75% ELI households spend >50% of income on rent

## Health & Disabilities

Mental illness, substance use, physical disabilities

## Incarceration

Self-reinforcing negative cycle of poverty

## Domestic Violence

18% of all homeless & 36% of homeless women  
report history of DV

# Los Angeles' Housing Crisis



- August 2015 report by CHPC found Los Angeles County affordable housing gap of 527,000 units
- 18% of L.A. County residents below Federal Poverty Standard – but when housing costs are factored, poverty rate is 27%
- Overcrowding for low-income renters in LA County is 3 times national average

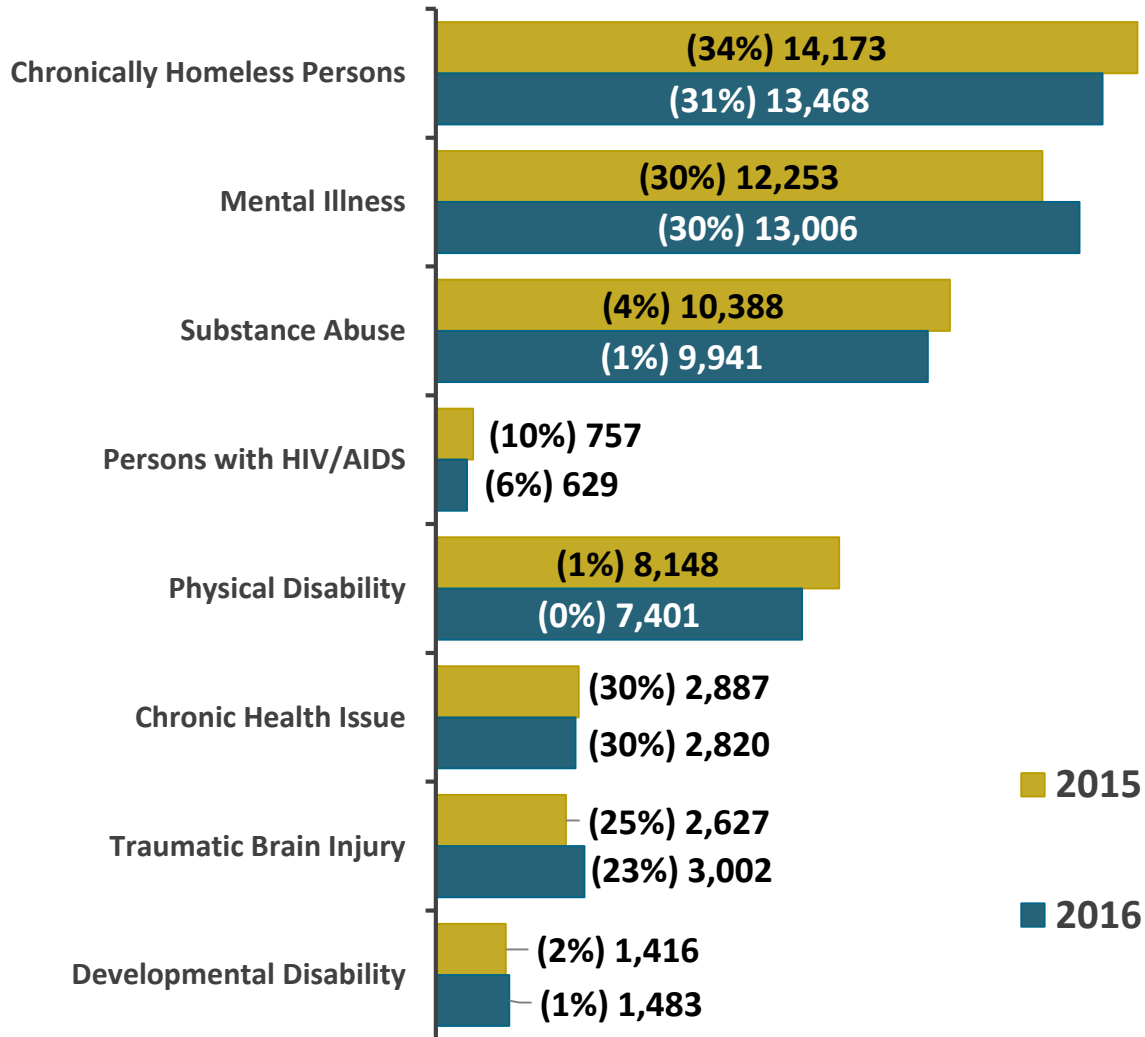
# Health and Homelessness



- 30% reported a serious mental illness
- 23% reported chronic substance abuse
- 17% reported a physical disability
- 6% report chronic health issue
- 7% report Traumatic Brain Injury



# Health and Homelessness



# Co-Morbidity

## Unsheltered Population Demographics



	Mental Illness	Substance Abuse	Physical Disability	Brain Injury	PTSD	Chronic Illness
Mental Illness	100%	57%	39%	57%	43%	73%
Substance Abuse	40%	100%	28%	40%	43%	33%
Physical Disability	36%	37%	100%	43%	43%	25%
Brain Injury	18%	18%	14%	100%	0%	13%
PTSD	0%	1%	0%	0%	100%	5%
Chronic Illness	14%	9%	5%	8%	100%	100%

# Incarceration



## Incarceration and Homelessness are Mutual Risk Factors

- 20% of L.A. homeless reported an arrest within 12 months
- Inmates are 7.5 to 11.3 times more likely to have experienced homelessness
- 50% of LA's adult homeless population has a history of incarceration

# Foster & Criminal Justice History

## Unsheltered Homeless Adults



	<b>Adults (&gt;24)</b>		<b>Chronic (&gt;24)</b>		<b>Youth (18-24)</b>	
<b>Foster Care</b>	3,492	11%	1,689	14%	566	25%
<b>Jail or Prison</b>	15,902	50%	6,974	57%	799	36%
<b>Juvenile Detention</b>	4,121	13%	1,993	16%	733	33%
<b>Adult Probation</b>	8,784	28%	4,120	34%	482	22%
<b>Parole</b>	6,247	20%	2,863	23%		

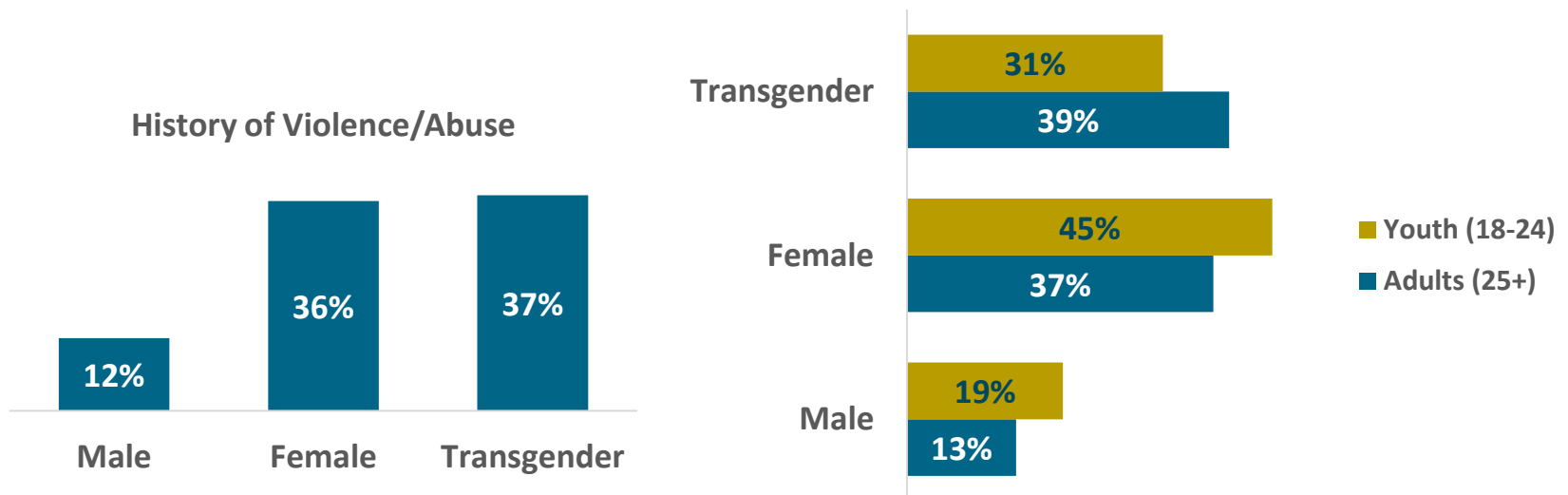
*Unsheltered Adults (>24) n=31,174*

*Unsheltered Chronically Homeless Adults (>24) n=12,240*

*Unsheltered Transition Aged Youth (18-24) n=2,237*

# Domestic Violence

- 18% of homeless in L.A. reported a history of physical or sexual abuse and domestic violence
  - Higher rates for youth

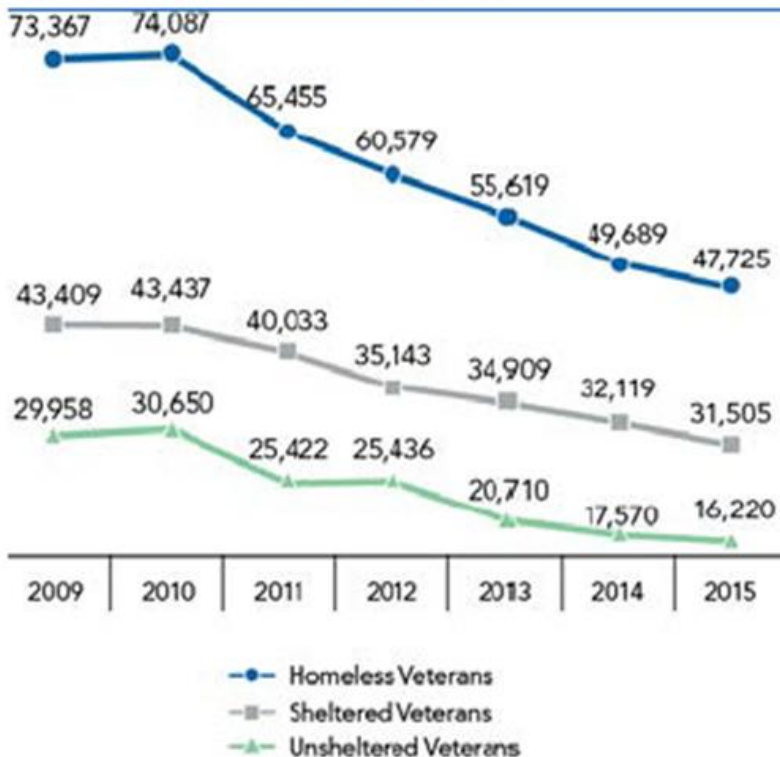


# Why Address Homelessness

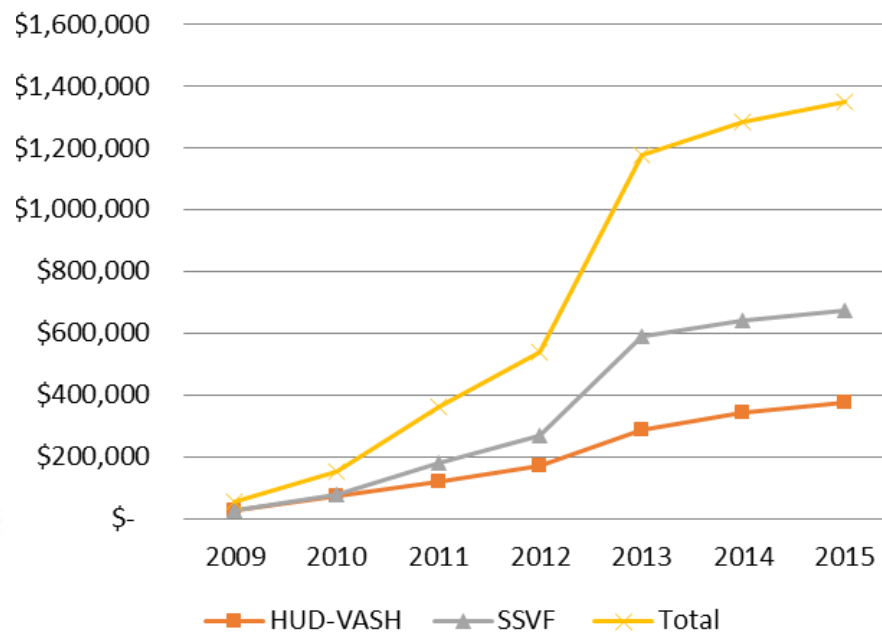
## Because it is Fixable



**Homeless Veterans**  
By Sheltered Status, 2009–2015



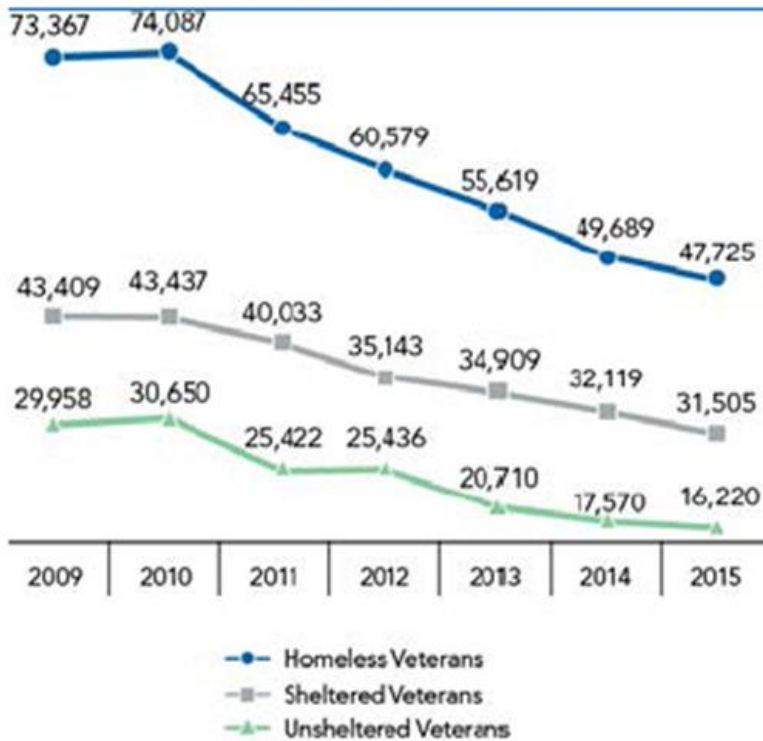
**HUD / VA Funds for Supportive Housing**



# How Do We Fix Homelessness?



**Homeless Veterans**  
By Sheltered Status, 2009–2015



- Housing
- Housing First
- Permanent Supportive Housing
- Rapid Rehousing
- Prevention and Diversion
- Coordinated Entry
- Systemic Linkages
- Effective Re-entry Programs

# Moment of Opportunity

## L.A.'s Strategic Regional Alignment



**LAHSA**  
LOS ANGELES  
HOMELESS  
SERVICES  
AUTHORITY

Attachment 1

### Recommended Strategies to Combat Homelessness



Los Angeles County  
Homeless Initiative

February 2016

Los Angeles County  
Chief Executive Office



COMPREHENSIVE HOMELESS STRATEGY

### Comprehensive Homeless Strategy



CITY OF LOS ANGELES



# References



*Data & Reports 2016 Homeless Count.* Los Angeles Continuum of Care, retrieved from <https://www.lahsa.org/homeless-count/reports>

*The 2015 Annual Homeless Assessment Report (AHAR) to Congress NOVEMBER 2015.* The U.S. Department of Housing and Urban Development Office of Community Planning and Development. PART 1: Point-in-Time Estimates of Homelessness. Retrieved from <https://www.hudexchange.info/resources/documents/2015-AHAR-Part-1.pdf>

*City of Los Angeles Comprehensive Homelessness Strategies Report;* approved Feb 9, 2016; retrieved from [http://clkrep.lacity.org/onlinedocs/2015/15-1138-s1\\_misc\\_03-21-2016.pdf](http://clkrep.lacity.org/onlinedocs/2015/15-1138-s1_misc_03-21-2016.pdf)

*LA County Recommended Strategies to Combat Homelessness,* adopted Feb 9, 2016; retrieved from <http://priorities.lacounty.gov/wp-content/uploads/2016/09/Hi-Report-Approved2.pdf>