



UNIVERSITY OF CALIFORNIA LOS ANGELES
INTEGRATED SUBSTANCE ABUSE PROGRAMS



CALIFORNIA HUB AND SPOKE MAT EXPANSION PROGRAM

FINAL EVALUATION REPORT

Prepared for the California Department of Health Care Services

SEPTEMBER 2020

About This Report

This report was prepared by the UCLA Integrated Substance Abuse Programs (ISAP) for the California Department of Health Care Services (DHCS) in September 2020. All data reported cover the first three years of implementation efforts of the Hub and Spoke program, a component of the California State Targeted Response (STR) to the Opioid Crisis.

Authors

Kendall Darfler, MS
Aida Santos, BS
Liliana Gregorio, BS
Eva Vazquez, BS
Brittany Bass, PhD
Vandana Joshi, PhD
Valerie Antonini, MPH
Elizabeth Hall, PhD
Cheryl Teruya, PhD
José Sandoval, BS
Darren Urada, PhD

Principal Investigator

Darren Urada, PhD

Acknowledgements

The authors thank Richard Rawson and Mark McGovern for their ongoing consultation on the evaluation of the Hub and Spoke model. Both Drs. Rawson and McGovern were involved in the Vermont Hub and Spoke project, and their input has been instrumental to the current project. We also thank the UCLA implementation team, including Gloria Miele, Thomas Freese, Beth Rutkowski, Kimberly Valencia and Christian Frable for their invaluable feedback. Thanks also to Robert Small, Becky Hoss, Frances Southwick, Ira Freeman and Nancy Lee for their input on pharmacy issues.

The authors would also like to acknowledge that the Hub and Spoke program and its evaluation have been carried out on the traditional lands of more than 154 indigenous nations.

Recommended citation: Darfler, K., Santos, A., Gregorio, L., Vazquez, E., Bass, B., Joshi, V., Antonini, V., Hall, E., Teruya, C., Sandoval, J., Urada, D. (2020). *California State Targeted Response to the Opioid Crisis: Final Evaluation Report*. Los Angeles, CA: UCLA Integrated Substance Abuse Programs

Contents

List of Acronyms	3
Goals of the Hub and Spoke Program	4
Executive Summary	6
Introduction	9
Opioid Use Disorders and the California Treatment Landscape	10
California Hub and Spoke Program	18
Evaluation Report Framework	20
Methods	22
Limitations	27
Hub and Spoke Implementation	29
Data in Focus: Provider Stigma	37
Patient Numbers and Preliminary Outcomes	40
Hub Patients	41
Spoke Patients	42
Treatment Outcomes	45
Data in Focus: Fentanyl Use	49
Data in Focus: Stimulants	54
Availability and Accommodation	55
Promising Practices	64
Approachability	65
Promising Practices	70
Acceptability	72
Unhoused Patients	76
Patients Speaking Languages Other Than English	78
People of Color	79
Patients Living in Rural Areas	80
Patients with Co-occurring Mental Health Diagnoses	82
Promising Practices	83
Affordability	84
Promising Practices	87
Appropriateness	88
Promising Practices	97
Recommendations and Next Steps	98
Summary of Promising Practices	99
References	101
Appendices	

List of Acronyms

CDPH	California Department of Public Health
CHCF	California Health Care Foundation
CSAM	California Society of Addiction Medicine
DATA 2000	Drug Addiction Treatment Act of 2000
DHCS	Department of Health Care Services
FQHC	Federally Qualified Health Center
H&SS	Hub and Spoke System
ISAP	Integrated Substance Abuse Programs
MAT	Medications for Addiction Treatment ¹
OBOT	Office Based Opioid Treatment
OSI	OBOT Stability Index
OTP	Opioid Treatment Program
ODU	Opioid Use Disorder
SAMHSA	Substance Abuse and Mental Health Administration
SOR	State Opioid Response
STR	State Targeted Response
TNQ	Treatment Needs Questionnaire
UCLA	University of California Los Angeles
USC	University of Southern California
XR-NTX	Extended-release naltrexone

¹ MAT has also historically referred to Medication Assisted Treatment, which suggests the medication is secondary to other treatment. Wakeman (2017) argues this contributes to stigma and treats MAT differently from medications for other conditions. We therefore use the more neutral term Medications for Addiction Treatment in this report.

Goals of the Hub and Spoke Program

The goals of the California Hub and Spoke program, as outlined in the Strategic Plan, include:

Implement Hub and Spoke model throughout California

The primary aim of the [MAT Expansion Project](#) is to implement the Hub and Spoke model to increase access to opioid use disorder (OUD) treatment. This includes developing OTPs as regional subject matter experts and referral resources. Treatment expansion efforts focus on medications, but also include counseling and other supportive recovery resources through case management.

Increase availability of medications for addiction treatment (MAT)

MAT expansion efforts focus primarily on buprenorphine as these medications can be prescribed by any provider with a Drug Addiction Treatment Act of 2000 (DATA 2000) waiver. Waivered providers working in primary care settings, such as Federally Qualified Health Centers (FQHCs), are an important target of expansion efforts. Increasing the availability of buprenorphine in medically underserved areas, particularly among persons covered by Medi-Cal is an important sub-goal of the program.

Increase number of waived providers who can prescribe MAT

In order to enhance the statewide infrastructure for MAT availability, it is critical to increase both the number of providers waived to prescribe buprenorphine as well as the number of patients per provider. At the time the Strategic Plan was written, California waived providers managed an average of five OUD patients at a time. Increasing the number of prescribers applies to all types of allowable providers.

Develop prevention and recovery activities

Prevention and recovery activities to support MAT expansion include providing naloxone, coordinating with local opioid coalitions, reducing stigma among the public as well as providers, developing physician MAT champions, promoting use of the California Substance Use Warmline, and providing education and technical assistance to all types of treatment providers (e.g., counselors, peer support workers, nurses) throughout the state.

Establish Learning Collaboratives and provide trainings

Learning Collaboratives are a key component of the Hub and Spoke model. They serve as a forum for didactic education about addiction medication and other evidence based practices, allow for regional relationship building among providers and administrators, and offer opportunities to discuss barriers and facilitators to program implementation.

Improve medication access for tribal communities

In 2017, the opioid overdose death rate for American Indian/Alaska Natives (AI/AN) was 17.8 per 100,000 persons, over three times the state average of 5.2 per 100,000 (CDPH 2018). Assessing both the OUD treatment and prevention needs as well as existing resources in tribal and urban indigenous communities is essential to developing culturally relevant treatment expansion efforts. A team of experts from a number of AI/AN organizations, led by Claradina Soto, PhD, at the University of Southern California (USC) conducted a needs assessment of MAT and other culturally relevant treatments, including traditional

healing practices, for OUD in indigenous communities in California. UCLA works closely with this team, but the two groups have determined that it is most appropriate for the research to be designed and carried out by those with the expertise and cultural knowledge needed to best serve the communities. A separate report was submitted to the Department of Health Care Services by USC detailing the outcomes of the needs assessment and recommended future directions for treatment expansion efforts.

Conduct a program evaluation

UCLA is conducting the evaluation of the Hub and Spoke MAT Expansion program. The evaluation includes regular reports on SAMHSA-required performance measures, creation of a data reporting structure for all Hub and Spoke Systems, surveys of providers, patient interviews, and qualitative site visits to a selection of programs. This report includes the outcomes of the second year of evaluation efforts.



Executive Summary

The California Hub and Spoke (H&S) program rapidly responded to the state's growing opioid overdose crisis. The goal of the program was to increase access to medications for addiction treatment (MAT) throughout the state, with a particular emphasis on buprenorphine, which can be prescribed in low-barrier, office-based treatment settings. This evaluation report is cumulative, and builds on previous years' data. As such, some findings, ideas and text were repeated, where relevant, and new findings from the third year of evaluation activities were added. As in Year 2 (Darfler, et al. 2019), we use a systemic and patient-centered approach developed by Levesque et al. (2013) to determine the extent to which the program is increasing MAT access, where access to treatment is explored along a continuum from the patient perspective. Levesque et al. (2013) organize this continuum into five domains including: approachability (i.e., outreach and education efforts), acceptability (i.e., how culture and values affect care, especially for those from various marginalized backgrounds), availability and accommodation (i.e., whether services are available and ease to get to), affordability (i.e., how affordable services and other elements of care are), and appropriateness (i.e., the quality and adequacy of care, including patient empowerment and decision-making). Barriers to each of these domains of access are described, using all three years of evaluation data, along with recommendations and promising practices that hubs and spokes have employed to address them throughout implementation.

Over the span of three years of implementation, the program built a statewide system of new linkages between opioid treatment programs (OTP; "hubs") and office-based practitioners ("spokes") that has more than tripled in size, to include 174 spokes and 18 hubs. An OTP hub location was opened in Humboldt County in July 2020 – a success that the coordinators felt was driven in large part by the relationships that the H&S program facilitated. Nearly one-third (28.5%) of spokes were located in rural areas, which have consistently had the highest overdose death rates in the state. These new linkages allowed for increased knowledge and resource sharing among networks. While some networks created new avenues for treatment referrals, this focus was ultimately lost in the California implementation of the H&S program.

As the network grew, and more spokes adopted the program, the number of patients starting MAT also increased. By July 2020, 34,595 new patients started MAT (methadone, buprenorphine, or extended-release naltrexone) in hubs and spokes. Spokes saw a 146.0% increase in the number of patients starting buprenorphine each month over baseline (pre-H&S), and hubs had 8.5 times the number of new buprenorphine patients. Interviews with patients also revealed promising treatment outcomes. The majority (93.4%) of participants who completed both treatment initiation and follow up interviews (n = 166), were still in treatment after 90 days. Both hub and spoke patients experienced decreases in days of prescription opioid misuse, days of illicit opioid use and days of injection. Although these outcomes are positive, patients with more negative outcomes may have been less likely to participate in interviews. In addition, barriers to treatment access remain throughout the H&S system.

Hubs and spokes adequately cover a large proportion of the state with access to MAT. However, gaps remain in several areas of the Rural North and Central Valley, as well as in much of the Central Coast, High Sierras and Inland Empire. In addition, many areas that are covered by the H&S System have access to only OBOT or OTP locations, limiting patients' treatment options. These options could be expanded by utilizing telehealth services and dispensing all medications, including methadone, in pharmacies.

Hub and spoke outreach and education to new potential patients, other providers, and the community in general also proved challenging. Providers frequently expressed in surveys and at site visits the need to increase the approachability of hubs and spokes. Programs that were most successful in this domain of access normalized MAT in health care settings by advertising buprenorphine alongside other health care services. They also used multifaceted approaches to advertising, with flyers, brochures, radio and television campaigns both throughout their clinics and in their communities. One of the spokes with the largest number of new patients in the entire system also used a near universal screening program to identify patients already within their care who could benefit from MAT. In addition, spokes described the benefits of working with peer support workers and counselors with lived experience to recruit new patients and assist with retention. One well-connected network also improved the approachability of their sites by developing a listserv of other local providers and referral resources, including pharmacists, and the local emergency department.

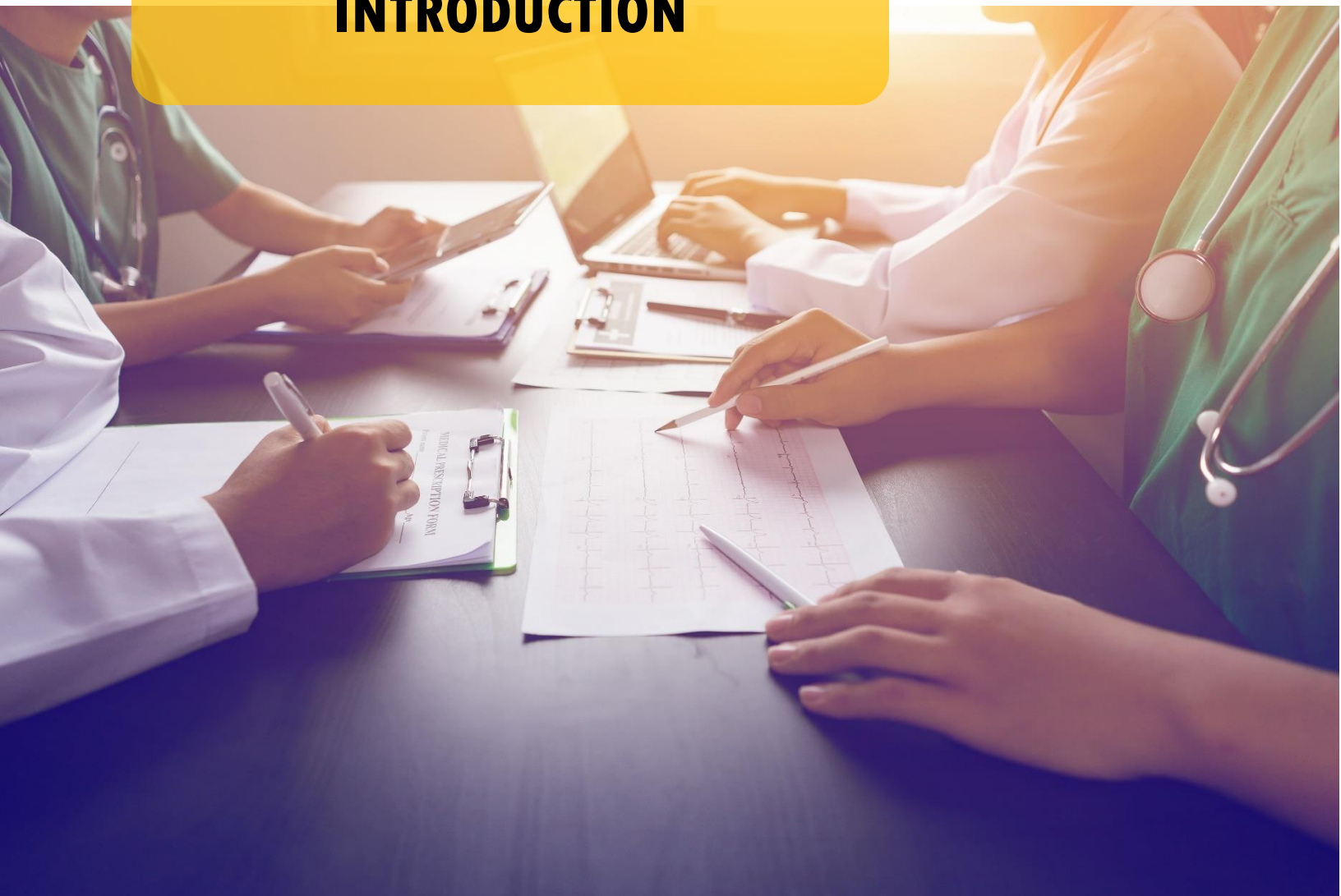
One-fifth (20.4%) of participants reported they were sometimes, frequently or always discriminated against by health care professionals because of their substance use disorders, indicating a general problem with stigma. In interviews, many patients expressed a desire to be treated like a person. The acceptability of treatment for patients from marginalized backgrounds, specifically, had room for improvement. Unhoused patients, patients whose primary language was not English, people of color, patients living in rural areas and patients with co-occurring mental health diagnoses all faced compounded stigma and barriers to treatment access already. Spokes that offered diverse resources and took a whole person care approach to their treatment programs demonstrated some of the most promising practices in addressing challenges for their most marginalized patients.

Although the H&S program covers the cost of MAT for patients who are uninsured and ineligible for Medi-Cal, treatment affordability remained a concern for many patients and providers. One-quarter (24.7%) of patients interviewed found their treatment unaffordable. Many patients specifically expressed issues with paying for transportation to the clinic. Spoke providers felt grateful that they did not have to delay care while waiting for Medi-Cal determinations, and found that being able to start patients on treatment immediately helped them recruit and retain more patients. However, they felt fearful about what would happen when grant funding ended. Several networks ended their involvement early, after running out of program funds, and as a result, patient numbers dropped. Developing sustainable funding mechanisms for MAT services should be a priority for clinics as well as policymakers.

The appropriateness of care – its quality and relevance to patient needs – impacts patient engagement, and should be considered an important component of access (Levesque et al. 2013). H&S patients who participated in interviews generally had positive treatment experiences, and felt that they were involved in treatment decision-making. However, 12.0% felt that they did not have a say in deciding about their treatment, and 35.6% had not talked with their doctors about medication options when starting treatment. This may indicate gaps in hub and spoke practices for engaging patients in treatment planning and determining what may be most appropriate to their needs. In addition, many patients struggled with dosing requirements, inadequate counseling, and long wait times for medication. One promising practice in improving the appropriateness of care was using a harm reduction approach, or meeting patients “at their current stage of readiness for change,” as one prescriber described during Year 2.

Despite the challenges that remain to expanding access to MAT, hubs and spokes throughout the state have developed promising practices to address barriers as defined within the five access domains and successfully start an increasing number of new patients on buprenorphine, methadone and extended-release naltrexone. This report documents and accumulates all three years of these promising practices in the hope that those just beginning implementation, or those struggling to reach more new patients, can learn from others who have faced similar challenges. It also highlights the achievements of the program, which has helped over 30,000 new patients start MAT over three years.

INTRODUCTION



Opioid Use Disorders and the California Treatment Landscape

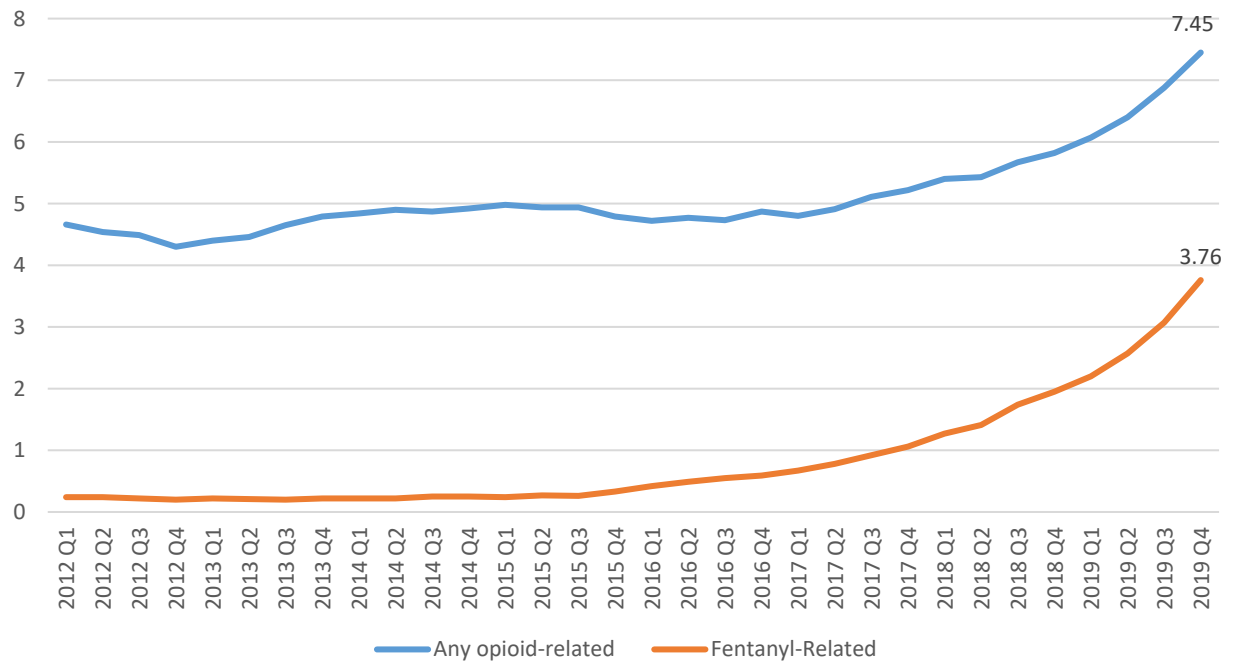
Figure 1. 5-year age-adjusted opioid overdose death rates by county (2015-2018)



Data source: California Department of Public Health (CDPH) [Opioid Overdose Surveillance Dashboard](#)

Opioid overdose death rates in California have continued to rise year after year (CDPH 2019). The overdose crisis has been primarily concentrated in the rural northern region, with Humboldt, Lake, Mendocino and Trinity Counties consistently experiencing the highest death rates (see Figure 1). Annual rates in these counties regularly rival those in the states hardest hit by the crisis. These high rates, and the growth in overdoses statewide, have precipitated a rapid response by the state Department of Health Care Services (DHCS), recognizing that opioid use disorders (OUD) are emergencies.

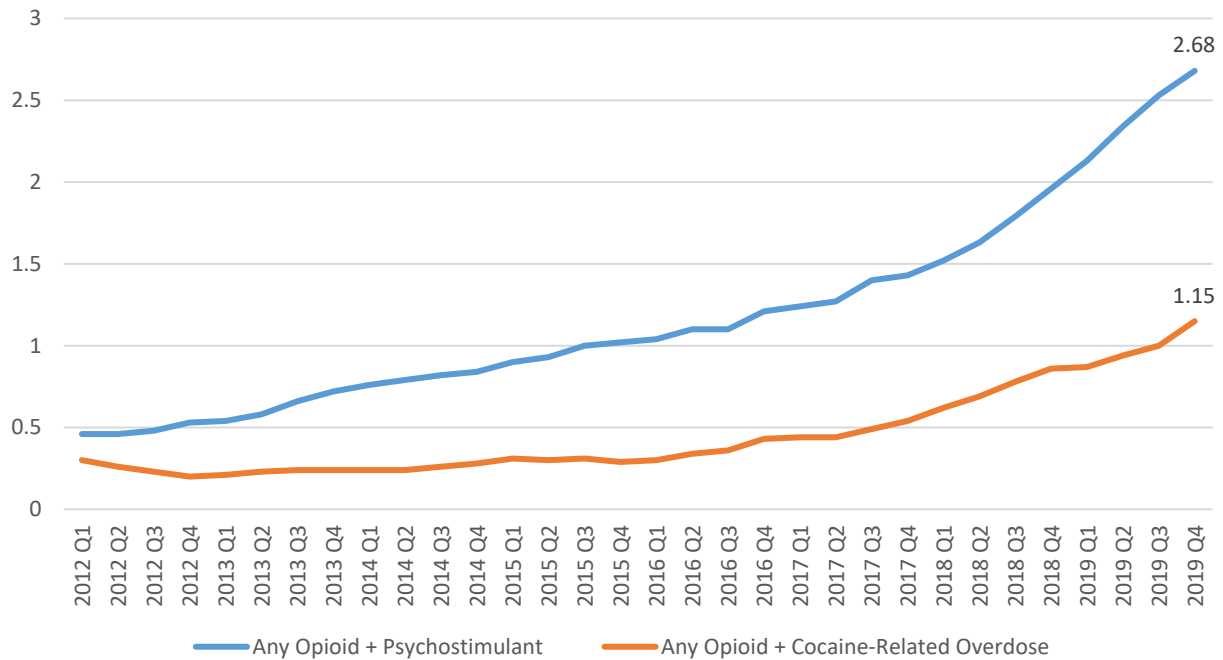
Figure 2. 12-month moving average opioid- and fentanyl-related overdose death rates (per 100,000 residents)



Data source: California Department of Public Health (CDPH) [Opioid Overdose Surveillance Dashboard](#)

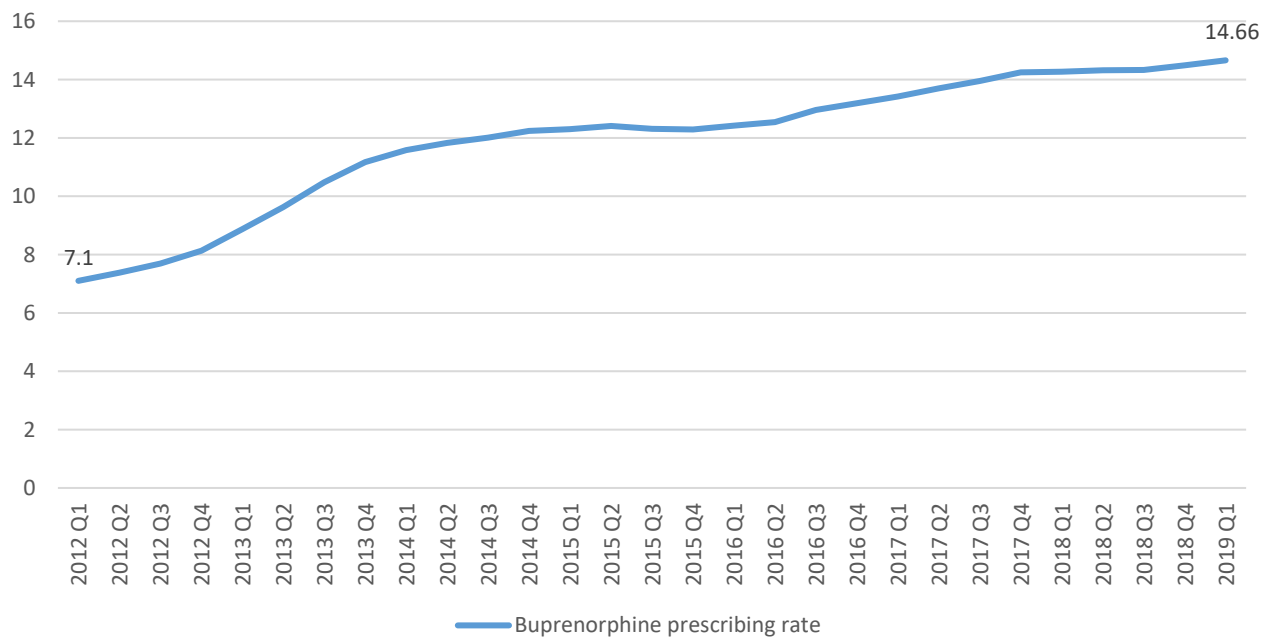
As of 2019, statewide opioid-related overdose death rates had risen to 7.45 per 100,000 residents (see Figure 2), despite growth in buprenorphine prescribing (see Figure 4). This increase may be driven by the growing use of fentanyl in the state, including its presence in non-opioid drugs (see Figure 3).

Figure 3. 12-month moving average any opioid plus psychostimulant- and any opioid plus cocaine-related overdose death rates (per 100,000 residents)



Historically, psychostimulants (e.g. methamphetamine) have been the primary substance of use seen in California treatment settings (Treatment Episode Data Set – Admissions, 2017). But polysubstance use, including the use of psychostimulants and cocaine along with opioids, has been increasingly implicated in overdose deaths (see Figure 3).

Figure 4. Age-adjusted buprenorphine prescribing rate (per 1,000 residents)

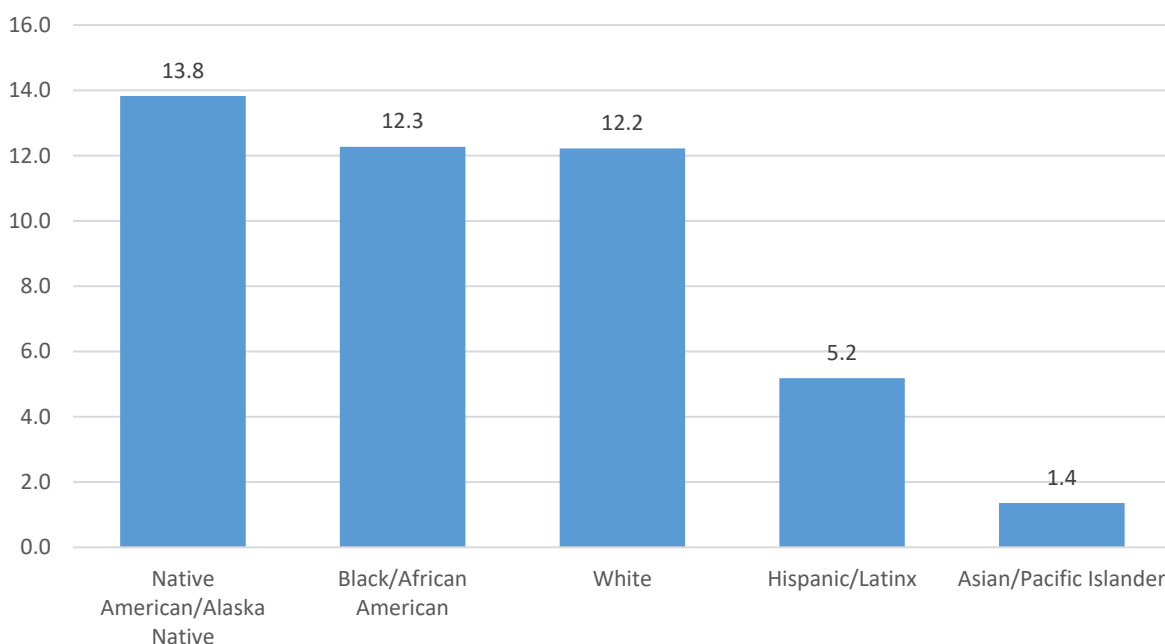


Data source: California Department of Public Health (CDPH) [Opioid Overdose Surveillance Dashboard](#)

Buprenorphine prescribing has increased statewide since 2012 (see Figure 4). However, there are still estimated gaps of 165,977 to 245,093 people with OUD in California without access to MAT (Clemans-Cope et al., 2018). This is especially problematic for people of color, particularly American Indian/Alaska Native residents, who have the highest overall overdose death rates, and Black/African American residents, who have the fastest rising death rates in the state.

Opioid Overdose and Race/Ethnicity in California

Figure 5. 2019 opioid overdose death rates by race/ethnicity (crude rate per 100,000 residents)



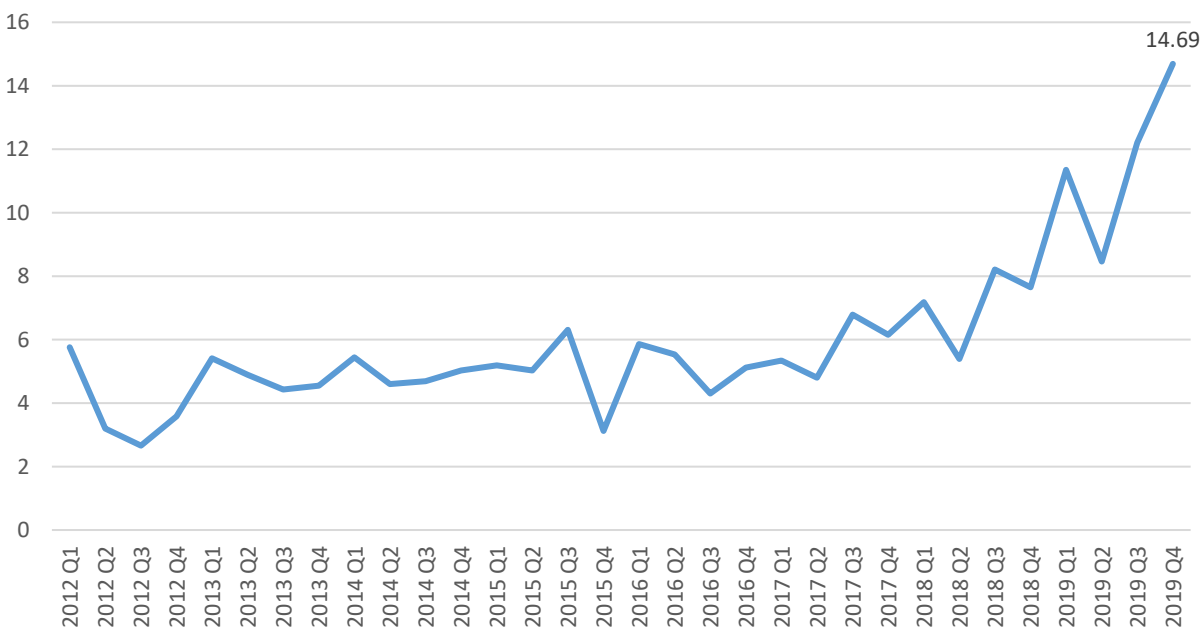
Data source: California Department of Public Health (CDPH) [Opioid Overdose Surveillance Dashboard](#)

Although the national conversation about opioids typically points to the high overdose death rates among white Americans (Kaiser Family Foundation 2018), in California, death rates are highest among Native American/Alaska Native and Black/African American residents. The 2019 age-adjusted death rate per 100,000 was 13.8 for Native American/Alaska Native residents, while it was 12.3 for Black/African American residents, 12.2 for white residents, 5.2 for Latinx/Chicanx residents, and 1.4 for Asian American/Pacific Islander residents (Figure 5; California Department of Public Health 2020).

The high overdose death rates among Native American/Alaska Natives residents prompted an urgent response. As part of the State Targeted Response (STR) to the opioid crisis grant, researchers at the University of Southern California, in collaboration with an array of indigenous groups have conducted a needs assessment of gaps in prevention, treatment and recovery services for Native American/Alaska Native communities across California (Soto et al. 2019). This

report identified the need to incorporate traditional and cultural practices into MAT treatment and OUD prevention programs that serve Native American/Alaska Native communities in California.

Figure 6. Increase in opioid overdose death rate among Black/African American California residents (annualized quarterly rate per 100,000)



The death rate among Black/African American California residents have also been rapidly rising, with a 64.3% increase in the age-adjusted opioid overdose death rate between 2018 and 2019 (Figure 6; CDPH 2020). In addition, 2019 was the first year that the statewide crude opioid-related overdose death rate for Black/African American residents (12.3 per 100,000) surpassed that of white residents (12.2 per 100,000). As California’s response to the opioid crisis continues and expands through State Opioid Response (SOR)-funded efforts, the state must urgently focus its attention on overdose prevention and treatment access among Black/African American residents.

Figure 7. 2019 overdose death rates (per 100,000) by race/ethnicity in California counties with the top 10 overall death rates

	Overall	Native American/Alaska Native	White	Black/African American	Hispanic/Latinx	Asian/Pacific Islander
Lake	22.37	0	39.3	62.3	12.3	0
Humboldt	18.02	24.0	17.2	0	12.1	21.4
Mendocino	17.22	50.6	15.6	22.4	17.5	46.2
Lassen	16.46	0	24.5	0	33.1	0
Trinity	15.57	0	19.1	0	0	0

San Francisco	13.91	162.4	40.1	140.5	29.6	2.4
Plumas	12.64	0	12.6	0	0	0
Calaveras	12.11	136.1	8.0	0	0	0
Siskiyou	11.77	49.0	2.9	0	0	0
Inyo	11.00	49.3	8.9	0	0	0

Data source: California Department of Public Health (CDPH) [Opioid Overdose Surveillance Dashboard](#)

Death rates by race/ethnicity also vary by county. As shown in Figure 7, among the top ten California counties with the highest five-year (2015-2019) average overdose death rates, nine (Lake, Humboldt, Mendocino, Lassen, San Francisco, Plumas, Calaveras, Siskiyou, Inyo) had higher crude death rates among people of color in 2019:

- Humboldt, Mendocino, San Francisco, Calaveras, Siskiyou and Inyo Counties have higher death rates among Native Americans/Alaska Natives
- Lake, Mendocino, and San Francisco Counties have higher rates among African Americans
- Mendocino and Lassen Counties have higher rates among Hispanic/Latinx residents
- Humboldt and Mendocino Counties have higher rates among Asian American/Pacific Islanders

Resource Availability

Figure 8. California counties with and without Opioid Treatment Programs (OTP)



Data source: Department of Health Care Services (2020)

Opioid Treatment Programs (OTPs) provide an important referral resource for patients who need a highly structured level of care, and only patients enrolled in an OTP can access methadone. While the presence of treatment locations has expanded since STR funds were released, counties with the highest overdose death rates, mostly those in the rural northern part of the state, still do not have access to MAT through OTPs (see Figure 8). Since 2017, OTPs have been introduced in two new counties, Shasta and Nevada. But treatment options remain more limited in Humboldt, Modoc, Mendocino, Del Norte, Lake and Lassen Counties.

The Hub and Spoke Model is designed to reach people who may not have local access to an OTP or who would not otherwise enter specialty care by engaging them through non-specialty care sites (spokes). Any health care location with a provider who has a Drug Addiction Treatment Act of 2000 (DATA 2000) waiver to prescribe buprenorphine can serve as a spoke. Spokes often include primary care clinics (e.g. Federally Qualified Health Centers), private practices, behavioral health centers, and other SUD treatment centers. The Hub and Spoke model requires building relationships and coordination between OTPs and health care settings where, generally, none previously existed.

The purpose of this report is to examine the extent to which the California Hub and Spoke program has expanded access to MAT, and to document promising practices that hubs and spokes have implemented during the first two years. Access is defined as more than treatment availability. The report takes a patient-centered approach to understanding treatment access, based on Levesque et al.'s (2013) dimensions of approachability, acceptability, availability and accommodation, affordability, and appropriateness (see "Evaluation Report Framework" for further detail).

California Hub and Spoke Program

The California Hub and Spoke System (H&SS) is being implemented by the Department of Health Care Services (DHCS) as a way to improve, expand, and increase access to MAT services throughout the state, especially in counties with the highest overdose rates. The CA H&SS aims to increase the total number of physicians, physician assistants and nurse practitioners prescribing buprenorphine, thereby increasing access to MAT for patients with OUD. The project design is based on the Vermont Hub and Spoke model (Brooklyn et al., 2017), and has been adapted to fit the California context. DHCS contracted with UCLA to conduct the evaluation of the project as well as to provide the implementation support and training needed to adapt the Hub and Spoke model, facilitate the statewide strategy, and maximize the impact of the hub and spoke systems.

California Hub and Spoke Model

DHCS reviewed applications and awarded grants to 19 agencies across the state to serve as “hubs” and partner with community health providers (“spokes”) to build an OUD treatment network that meets community needs. Hubs mostly consisted of existing licensed Opioid Treatment Programs (OTPs) that serve as regional consultants and subject matter experts to spokes on opioid dependence and treatment. They are tasked to work closely with their spokes to support prescribers, build treatment capacity, and promote treatment.

Spokes include clinics with one or more DATA 2000 waived providers, who prescribe and/or administer buprenorphine. Spokes provide ongoing care for patients with more stable OUD, managing both induction and maintenance. They receive a variety of support services from the hubs, including the ability to refer complex patients for stabilization and access to a “MAT Team.” MAT teams can include nurses, behavioral health specialists, peer support workers, and other care coordinators who support OUD patients and prescribers. MAT teams are essential to the success and effectiveness of spokes. Waivered providers, MAT team members, and administrators at both hubs and spokes were surveyed as part of this evaluation for their unique insights on the successes and challenges of implementation. For a more in-depth description of the model and its adaptations in the California context, see the Year 1 Evaluation Report (Darfler, et al. 2018).

Hub and Spoke Program Activities

The need for increased mentorship within the system identified within the first year of the program led to the development and 2018 implementation of the Hub and Spoke Expert Facilitator program, developed by Mark McGovern, PhD, at Stanford University, with input from the UCLA implementation team. Spokes faced significant challenges in expanding MAT prescribing among newly waived physicians. The foundation for this program, the

Implementation Facilitation model, stems from an identified need to assist and encourage providers to use a new practice. Through the development of interpersonal relationships, the model addresses challenges in adoption through interactive problem solving and support (Stetler et al., 2006). In the California Implementation Facilitation program model, hubs were matched with an expert local “facilitator,” or known MAT champion, to provide mentorship to hub and spoke providers. The program also includes quarterly webinars that allow for check-ins, data sharing, and training opportunities for facilitators and staff involved in the system. Four of these sessions have taken place thus far. Additional activities, such as Learning Collaboratives and other training programs have continued on from the first year of the program, and are described in further detail in the Year 1 Evaluation Report (Darfler, et al. 2018).

The Hub and Spoke Networks

At the start of program implementation, in August 2017, the H&S system included 19 hub and spoke networks, located throughout the state. Among these networks, there were 17 active hub programs and 57 spoke clinic locations. By the end of the second year (August 2018-July 2019) the system had expanded to include 211 active spoke locations. During the third year (August 2019-July 2020), the four BAART and MedMark hubs closed their contracts early after reporting they had run out of funds. All of their 54 affiliated spokes had the option to continue participation with funding directly from DHCS, but nearly two-thirds (62.9%, n = 34) chose to end their involvement early. Also during the third year (July 2020), Aegis established an OTP hub in Humboldt County. The hub agencies are listed below (for a list of all hubs and spokes, see Appendix I):

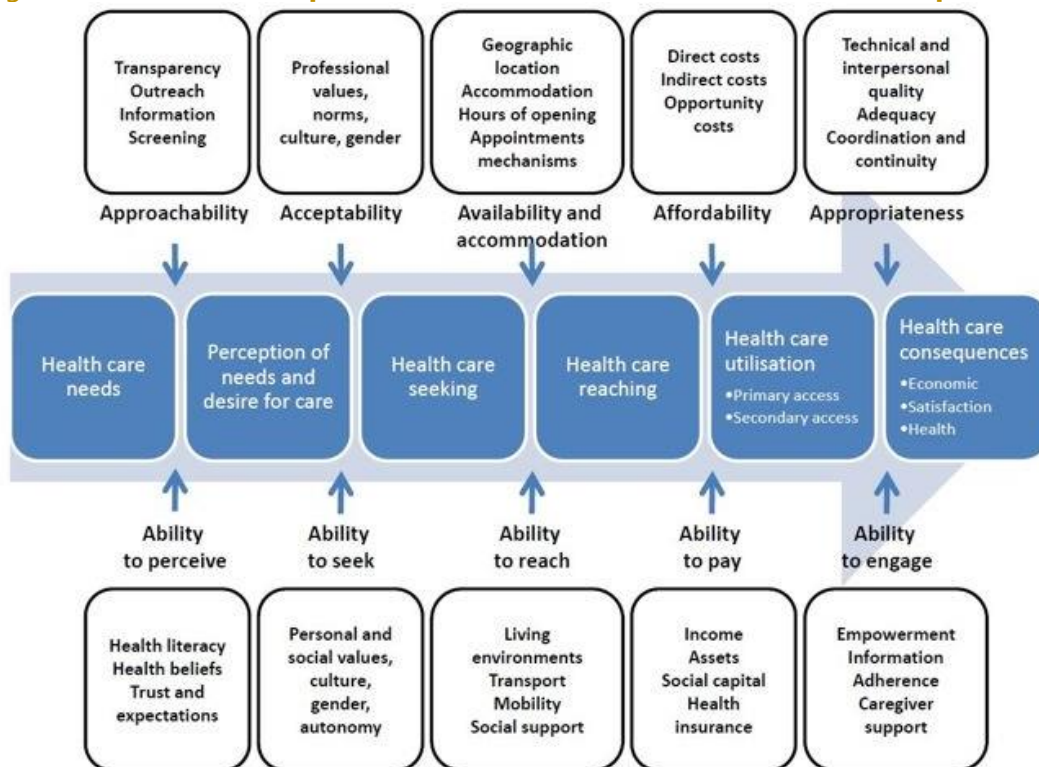
- Acadia Healthcare – Fashion Valley Comprehensive Treatment Center, San Diego
- Acadia Healthcare – Riverside Treatment Center, Riverside
- Aegis Treatment Centers - Chico
- Aegis Treatment Centers - Eureka
- Aegis Treatment Centers - Manteca
- Aegis Treatment Centers - Marysville
- Aegis Treatment Centers - Redding
- Aegis Treatment Centers - Roseville
- BAART Behavioral Health Services – Contra Costa
- BAART Behavioral Health Services – San Francisco
- CLARE|MATRIX – Los Angeles
- CommuniCare Health Centers - Sacramento
- Janus of Santa Cruz - North – Santa Cruz
- Janus of Santa Cruz – South – Santa Cruz
- Marin Treatment Center - Marin
- MedMark Treatment Centers - Fresno
- MedMark Treatment Centers - Solano
- Tarzana Treatment Centers - Los Angeles

These hub and spoke networks cover 38 of 58 California counties, eight of which are in the top 10 counties with the highest five-year average opioid overdose death rates. The 18 networks are broken up into six regions, used to create smaller networks of more localized resources.

Evaluation Report Framework

Patient interviews revealed a need to examine patient perspectives on domains of access to treatment. As such, this report takes a systemic and patient-centered approach to evaluating treatment access. Using a patient-centered definition of access developed by Levesque et al. (2013), access to treatment is explored along a continuum that starts with a patient’s ability to perceive a health care need and identify that relevant treatment services are available, and ends with their ability to meaningfully engage with services that are appropriate to their needs. Levesque et al. organize this continuum into five domains including: approachability (i.e., outreach and education efforts that allow patients to identify treatment services), acceptability (i.e., how acceptable care is to patients, especially those from marginalized backgrounds), availability and accommodation (i.e., whether services are available and reachable), affordability (i.e., how affordable services are to patients), and appropriateness (i.e., the quality and adequacy of care provided). Both the accessibility of treatment systems and the ability of individuals to fulfill their healthcare needs contribute to all domains of access. Figure 9, below, demonstrates how these domains relate to patients’ abilities to access services.

Figure 9. **Dimensions of patient-centered access to health care (Levesque et al., 2013)**



In addition to updated data on network expansion, and patient and provider numbers, this report documents the barriers to increasing treatment access across each of these five domains, as well as the promising practices that hubs and spokes have employed to overcome them.

METHODS



The data presented in this report focus on the first and second years of program implementation activities. Although SAMHSA’s State Targeted Response (STR) to the Opioid Crisis grant to the California Department of Health Care Services (DHCS) began in April 2017, Hub agencies received their program awards in August 2017. Because the main focus of the evaluation is on the implementation and outcomes of the Hub and Spoke program activities, data presented here focus on the period of August 2017 to June 2019. This program evaluation uses mixed methods, and a convergent parallel design (Creswell & Clark 2017). Quantitative and qualitative data were collected simultaneously throughout the evaluation, but were analyzed separately. Results of analyses are then interpreted in combination for the purposes of the report. This design was chosen for its pragmatism and ability to address the many complex factors affecting Hub and Spoke implementation and outcomes.

Patient and Provider Numbers

All data on patient medication initiations, cumulative patient censuses, number of waived providers and number of patients per prescriber are collected through monthly reports completed by the hubs and spokes themselves (see Appendix II). UCLA ISAP developed and maintains a web reporting system, which serves as a portal for standardized data entry. Coordinators hired as part of the Hub and Spoke grants input monthly counts, drawn from their programs’ health records. All coordinators received training in data collection methods and data entry at the start of the program. In addition, UCLA audits and delivers ongoing feedback to coordinators to ensure data quality. However, because data are reported by coordinators, rather than drawn directly from health records, it is possible that reports contain errors (see Limitations). The data presented in this report reflect Years 1 and 2 of implementation activities. As a result of the nature of the program, a goal of which was to expand the number of settings involved in the network, not all Spokes began implementation during the same month.

Patient Interviews

Interviews with Hub and Spoke patients were conducted beginning August 30, 2018. Patients were contacted for interviews at treatment initiation and were followed up approximately three months after beginning treatment. As of July 31, 2020, 227 patients had completed treatment initiation interviews and 166 had completed follow-up interviews (see Figure 10 below). Interviews will continue until the close of the project and, as such, all results presented here are preliminary. Selected spokes were fairly representative of the network at the time. Rural spokes may be underrepresented in the current sample, as many were added as program sites by their hubs after the interview sample was drawn. As a result, rural spokes were oversampled in site visits (see “Spoke Site Visits” section below).

Figure 10. Representativeness of spokes selected for patient interviews

	Spokes Selected for Interviews (Aug 2018)	Spokes Overall (Aug 2018)
FQHC	44.4%	45.5%
Other Health Center	16.7%	15.2%
SUD Treatment Center	13.9%	18.2%
Rural	5.6%	21.9%
No new patients to date	27.8%	16.3%

Patients were recruited from all 17² hubs and a random sample of two spokes per each of the 18 H&SS networks. Spokes were sampled on August 24, 2018 and were selected from all spokes present in the network at the time. The probability of selection depended on the number of spokes in each network as of the sample date. Nine spokes (among six H&SS networks) had to be re-sampled because they were dropped or deactivated by their networks prior to the beginning of recruitment. All re-sampled spokes were drawn from the original August 2018 spoke list, with the exception of four of the spokes (covering two networks). These two networks dropped all of their spokes and contracted with new organizations in January 2019. Spokes for these networks were re-sampled January 29, 2019.

Figure 11. Preliminary patient interview response rates as of July 31, 2020

Referred from Hubs and Spokes	Called	Reached³	Refused Participation	Found Ineligible⁴	Treatment Initiation Interview Completed	Follow Up Interview Completed
787	787	357	113	17	227	166
		45.4% of participants called	31.7% of participants reached	4.8% of participants reached	63.6% of participants reached	73.1% of participants completing treatment initiation interview

All patient interviews were conducted via phone. New patients at hubs and selected spokes were presented with releases of information by spoke staff allowing UCLA to complete a recruitment phone call. All staff delivering releases were required to complete a training in which they were asked to select the first three patients starting MAT per month who fit the criteria (i.e., starting new MAT prescription, adult, Spanish- or English-speaking). However, not all hubs and spokes admit three new patients per month. In such instances, staff were asked to provide contact information for as many patients as were willing to release their contact information to UCLA each month until recruitment is completed. UCLA called all patients referred by hubs and spokes

² The Aegis Humboldt network did not establish an OTP hub until July 2020, the last month of the grant period.

³ Participants were deemed unable to reach 91 days after the date the release of information was signed.

⁴ Found to be ineligible during baseline interview, due to not being new patients.

within one-day of receipt of their contact information to complete recruitment. During recruitment calls, patients were fully-informed about the purposes of the evaluation and were asked to provide oral consent to participate if interested. Upon consent, treatment initiation interviews were completed immediately. The treatment initiation interview consisted of brief demographics, treatment history, substance use history, health, life satisfaction, cravings and treatment experience items. Participants were given a \$20 gift card for completion of the first interview. UCLA then attempted to contact all patients three months after the treatment initiation date for a follow-up interview. The follow-up interview included all items from the treatment initiation interview as well as open-ended items about treatment experience (see Appendix III for interview guides). Participants who completed the follow-up interview received a \$30 gift card. This program evaluation was approved by the California Office of Statewide Health Planning and Development (OSPHD) Committee for the Protection of Human Subjects. In addition, the research use of data obtained from this evaluation was approved by the UCLA Institutional Review Board.

Patient interview data were analyzed using both quantitative and qualitative methods. Descriptive analyses of demographics, treatment history, substance use history, health, life satisfaction, and cravings were used to outline patient characteristics and measure treatment outcomes. Interview data were correlated with whether patients were treated in hubs and spokes, and with methadone or buprenorphine. Transcripts of the semi-structured components of interviews were coded and analyzed using Atlas.ti. Codes were developed in an iterative process, as interviews took place, based on patterns emerging in the data. All 155⁵ qualitative interviews were coded by two research staff and compared for consistency in code application. Codes were used to develop major thematic categories outlining patient treatment experiences and their impact on treatment access. These themes led to the data-grounded selection of the Levesque et al. (2013) framework for patient-centered access to treatment, including the following domains: availability, approachability, affordability, acceptability, and appropriateness.

Provider Surveys

In Year 4, UCLA conducted a third annual round four online surveys of service providers working in Hub and Spoke locations. Each survey was tailored and administrated based on providers' roles in the Hub and Spoke Program as either: (1) DATA 2000 waived providers, (2) supportive MAT Team staff (e.g., nurses, counselors, care navigators), (3) Hub administrators, or (4) Spoke administrators (see Appendix IV). Each survey addressed provider knowledge and attitudes about OUD and MAT, perceptions of the Hub and Spoke model, barriers and facilitators to successful implementation at the clinic and community level, and training/technical assistance needs.

UCLA developed the four surveys internally with feedback from DHCS, several Hub and Spoke providers, and consultants with expertise in the Vermont Hub and Spoke model, Mark

⁵ The qualitative components of 11 interviews were excluded due to poor audio quality.

McGovern, PhD and Richard Rawson, PhD. The content of the surveys was drawn from issues arising during Hub and Spoke Steering Committee meetings, Hub and Spoke Kick-Off meetings, and Learning Collaboratives, as well as from the themes of the AHRQ (2017) "Implementing Medication-Assisted Treatment for Opioid Use Disorder in Rural Primary Care: Environmental Scan Volume 1," and the Center for Advancing Health Policy and Practice (2017) "Integrating Buprenorphine Treatment for Opioid Use Disorder in Primary Care" manual. Items were developed based on several existing tools including the Criminal Justice Drug Abuse Treatment Studies (CJ-DATS) Baseline Survey of Organizational Characteristics (Welsh, et al. 2016), the Drug and Drug Problems Perceptions Questionnaire (DDPPQ; Watson, Maclaren & Kerr 2007), and the SAMHSA Opioid State Targeted Response (STR) Evaluation Community/Program Director Baseline Interview Protocol, and were modified for relevance to the Hub and Spoke project. Items were also added into the second annual survey series based on observations over the first year of the program. Item content, scales, wording and order was reviewed on an item-by-item basis by the UCLA evaluation team, with consultation from Mark McGovern. The surveys were approved by the California Office of Statewide Health Planning and Development (OSHPD) Committee for the Protection of Human Subjects. They were distributed online via Qualtrics. UCLA invited all known providers in the Hub and Spoke System as of June 2019 to participate, by email. Respondents were offered a \$30 electronic gift card incentive for completion of the survey.

From May 1, 2020 through June 30, 2020, UCLA received 330 completed responses, in total. Response rates per survey were as follows: waived provider survey, 37.5% (n = 92); MAT team survey, 58.1% (n = 56); Hub administrators, 93.8% (n = 30); and Spoke administrators, 75.3% (n = 67). Response rates may have been lower in Year 3 due to the occurrence of the COVID-19 pandemic, which resulted in closures of many services beginning in March 2020. The four surveys were analyzed separately. Results for the waived provider survey, MAT team survey and Hub administrator survey were compared to those of the first and second annual surveys. Results were not matched by participant, due to extensive growth in the number of spokes and high rates of staff turnover. Because each survey had a relatively low sample size, results should be interpreted with caution.

Spoke Site Visits

Site visits were conducted at eight spokes over the course of the project. Six of these spokes were randomly sampled from a selection of sites chosen for patient interviews, and an additional spoke was added for TA purposes. Spokes included six FQHCs, one OTP, and one non-FQ health center. Two of the spokes were located in rural areas, including one in Humboldt County, which has among the highest overdose death rates in the state. Other spokes visited were located in Los Angeles, San Diego, Riverside, Santa Cruz, Butte, and Yolo Counties. Two had started prescribing MAT for the first time during Hub and Spoke implementation. One spoke was a top performer among the state, three were moderate performers, and four were lower performers (three of which only had one patient induction in the past 7 months). An additional six site visits

were planned, but had to be canceled due to social distancing requirements associated with COVID-19.

The purpose of these site visits was to gain a better understanding of barriers and facilitators to implementation of the Hub & Spoke system, with a focus on buprenorphine prescribing practices. Focus groups and individual interviews (when possible) were conducted with waived providers, MAT team members, and spoke administrators. Staff organized clinic tours during which observational data were collected. Notes were taken on clinic materials related to buprenorphine/OPRD, as well as staff interactions with patients. Spoke staff were asked about the major successes and challenges that they had encountered when implementing MAT in their program/clinic. They were also asked about their opinions of the Hub and Spoke model, their relationships with their hubs, strategies used to reach and retain patients seeking treatment, and how they would use additional funds or resources, if available (see Appendix V for focus group guides).

Administrative Data Review

Demographic data for hubs (OTPs) were estimated based on aggregate 2018 California Outcomes Measurement System, Treatment (CalOMS-Tx) data. CalOMS-Tx collects admission and discharge data in compliance with SAMHSA's requirements for the Treatment Episode Data Set. OTPs and other providers are already required to submit this data, and report on the type of medication being used, which will enable the evaluators to quantify the number of people receiving MAT in the form of methadone. Demographic data for Spokes were estimated based on aggregate 2016 Medi-Cal managed care claims data.

Limitations

Patient and provider numbers were abstracted and provided in aggregate by coordinators in the Hub and Spoke clinics. These data were reported monthly via an online system hosted by the UCLA ISAP Data Management Center. Due to the scope of the project, it was not practical for UCLA to draw data directly from each participating program's electronic health record system. It is possible that data are inaccurate due to data entry errors and misreporting in this process, or limitations of health record systems on the coordinator's side. In order to standardize data reporting and minimize errors, UCLA conducted three data reporting training webinars during the first year of the project, and developed a handbook with written guidelines. The trainings were recorded and are available, along with the handbook on the [internal UCLA H&SS website](#). To determine the accuracy of data reporting, UCLA will match reported data with CalOMS-Tx and Medi-Cal claims data. This will be completed when data for the grant period become available.

Some of the patient and provider data presented in this report may represent underestimates, because, on average in any given month, 29 of 180 reporting spoke organizations were missing

reports. Data for months missing reports were adjusted using mean imputation (Engels & Diehr 2003). On average, 76% of these missing imputed reports had a value of 0.

Patient and provider data collected through interviews and surveys are subject to response bias. That is, providers who actively prescribed buprenorphine may have been more likely to respond the survey, and patients who were still engaged in treatment may have been more likely to participate in the patient interviews.

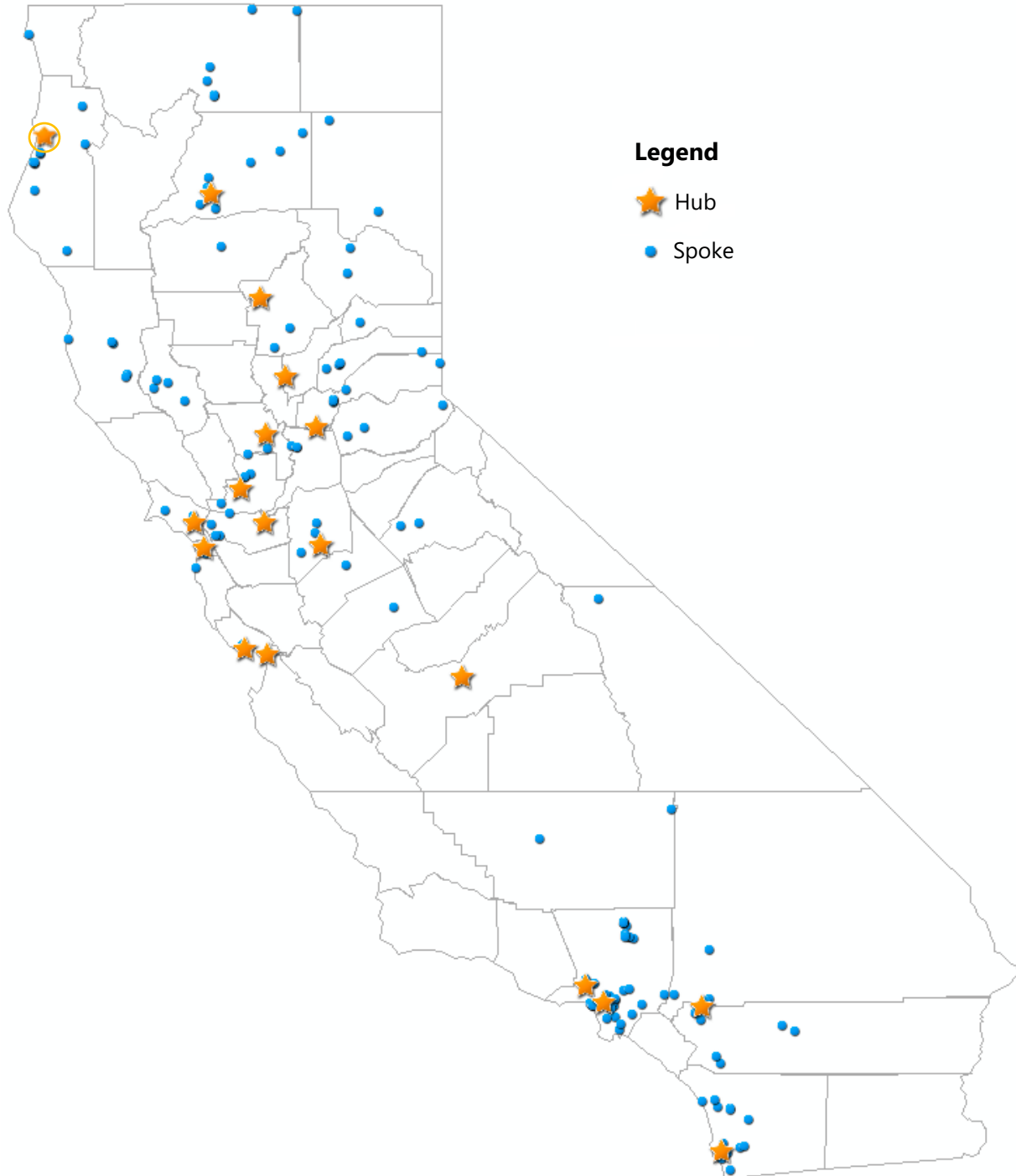
In addition, numerous efforts to address the OUD crisis in the state of California were taking place simultaneously with the Hub and Spoke program. In 2015, California received federal permission to improve and expand treatment and recovery services for substance use disorders (SUD) through its Medi-Cal Section 1115 waiver authority. The Drug Medi-Cal Organized Delivery System (DMC-ODS) waiver requires that counties offer a continuum of care modeled after the American Society of Addiction Medicine (ASAM) Criteria for SUD treatment services, and expands MAT capacity in OTP and other treatment settings. Thirty seven counties opted into and began implementation of the waiver as of this writing. Also in 2015, the California Department of Public Health (CDPH) was awarded a four-year grant from the Centers for Disease Control and Prevention (CDC) to address opioid overdose in counties with the highest death rates. In addition to these programs, the California Health Care Foundation (CHCF), in partnership with the California Society of Addiction Medicine (CSAM) and DHCS, is supporting the integration of MAT into California community health centers, using a learning collaborative model. The Hub and Spoke program worked in conjunction with and was enhanced by these efforts. Any data presented on statewide or county-level outcomes should not be interpreted as being necessarily solely the result of the Hub and Spoke program.

A group of people are gathered around a wooden table in a meeting room. The table is covered with various documents, including a large circular diagram with four colored segments (red, blue, green, yellow) and several sheets of paper with text and images. Numerous colorful sticky notes (pink, yellow, green) are scattered across the documents. A person in a white shirt and grey sleeves is leaning over the table, pointing at a document. Other people are visible around the table, some looking at the documents and others looking towards the camera. The background is a bright, slightly blurred office environment.

HUB AND SPOKE IMPLEMENTATION

System Characteristics

Figure 12. Active Hub and Spoke Locations – July 2020



By the end of the second year of the Hub and Spoke program, the system had expanded from 17 hubs with 57 total spoke locations to include 211 spoke locations. However, in the third year, DHCS closed out several hubs' contracts and gave their spokes the option to choose to continue

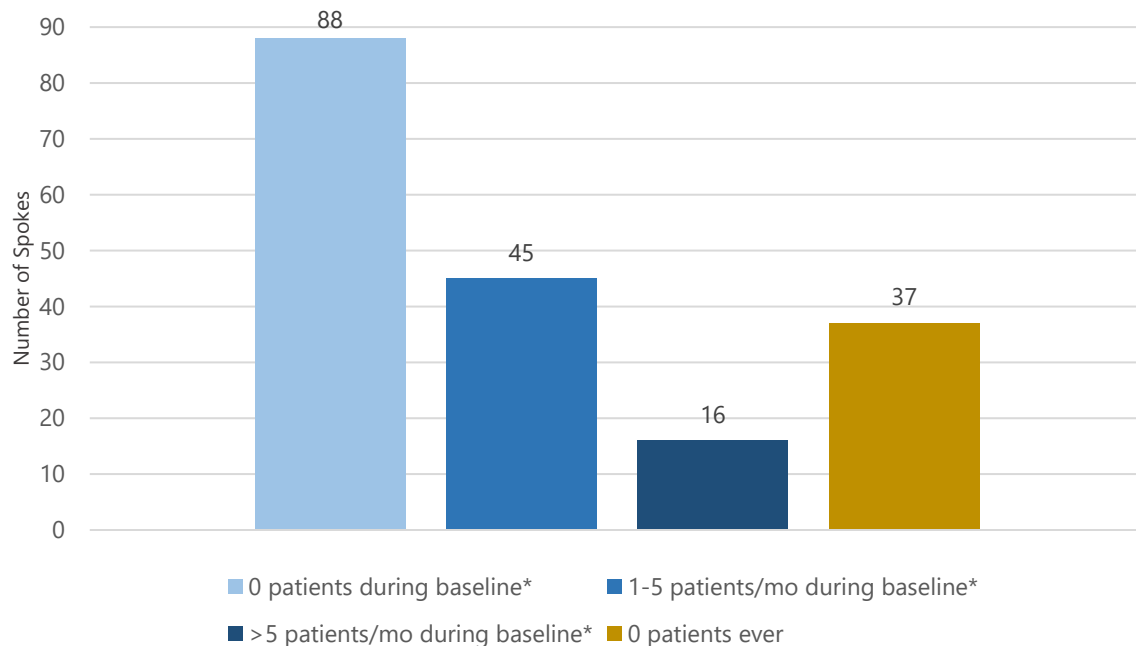
with their own contracts; 35 spokes chose not to continue with the program. As a result, the final number of active spoke locations was 174 (see Figure 12). In addition, a new hub was added in Humboldt County, offering NTP services in the area for the first time (see circled hub in Figure 12). The H&SS locations were distributed throughout the state, and were most densely concentrated near the Los Angeles and Bay Area urban centers. There were also concentrations of spokes throughout the rural northern region, whose counties had the highest overdose death rates at the start of program implementation.

Hub and Spoke Clinic Types

All 18 hubs except CommuniCare, an FQHC, were opioid treatment programs (OTPs). An eighteenth hub was established in Humboldt County in July 2020, the last month of the grant period. Many reporting spokes (48.6%, n = 81) were federally qualified health centers (FQHCs), including 3.8% (n = 7) that were Indian Health Centers. An additional 14.5% (n = 27) were other, non-FQ health centers. In addition, 18.3% (n = 34) were SUD treatment programs, 7.5% (n = 14) were branches of four telehealth programs, 5.4% (n = 10) were hospitals, 4.8% (n = 9) were private practices, 4.8% (n = 9) were behavioral health centers, and 1.1% (n = 2) were pain clinics.

Buprenorphine Adoption Prior to H&S

Figure 13. Spokes by Number of Patients per Month Prior to H&S (baseline)



*Had any patients during the implementation period

In addition to growth in the total number of spokes in the network, there was growth in the number of spokes that had adopted MAT. Figure 13 shows the distribution of the number of

patients who started buprenorphine in the seven months prior to H&S implementation. Most (67.2%, n = 125) reporting spokes had zero buprenorphine patients during the 7-month baseline period (Jan – Jul 2017). Among these, 70.4% (n = 88) started prescribing for the first time during H&S implementation (Aug 2017 – Jun 2019), and 20.0% (n = 37) never started prescribing. This represents an improvement over the first year of the program, during which there was nearly an equal number of spokes that had started prescribing to those that had not yet adopted buprenorphine (Darfler, et al. 2018). There were also 61 spokes that started prescribing prior to implementation and continued throughout the program.

Rural vs. Urban Spokes

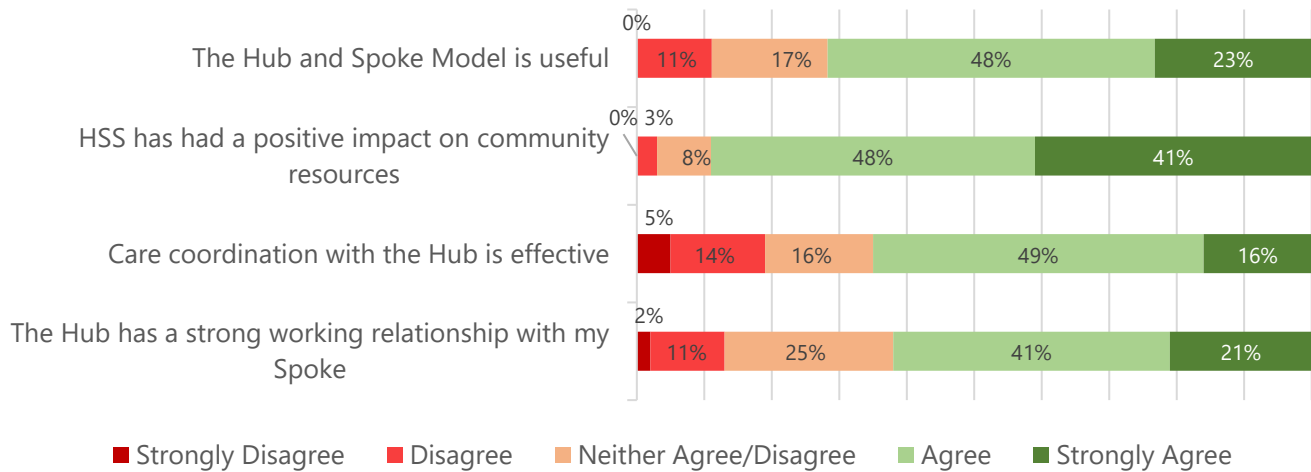
	Population Density	Number of spokes (%)
Rural ⁶	≤50 people per square mile	49 (28.5%)
Small	51-200 people per square mile	35 (20.3%)
Medium	201-600 people per square mile	41 (23.8%)
Large	≥600 people per square mile	47 (27.3%)

Spoke locations were evenly distributed among county sizes. The majority of rural spokes (81.6%, n = 40) were not prescribing buprenorphine prior to H&S implementation. Most of these spokes (77.5%, n = 31) started prescribing during the course of the program. Over half (55.3%, n = 26) of spokes in large, urban counties were not prescribing buprenorphine prior to H&S, and 57.7% (n = 15) of these started prescribing during implementation.

⁶ County size is defined by population density, per the DHCS [Managed Care Rule network adequacy standards](#)

While network connections within the H&S system have been helpful in working with new spokes to adopt MAT, connections between hubs and spokes have proven to be less critical than initially anticipated. As described in the Year 1 evaluation report, because the state of California has a different geographic and demographic landscape from that of Vermont, adaptations to the model have led Hub and Spoke implementation in the state to require greater independence on the part of spokes (Darfler, et al. 2018). As the program progressed, implementation efforts therefore became more focused on increasing access to buprenorphine in spokes.

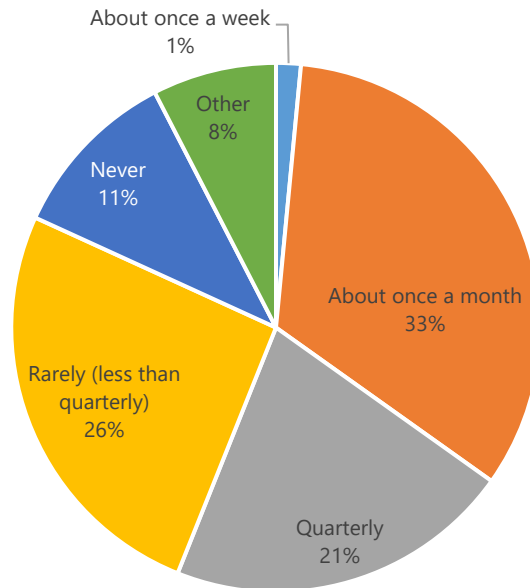
Figure 14. Spoke administrator ratings of HSS Model and relationships



In general, spoke administrators had positive views of the Hub and Spoke program at the end of Year 3 (Figure 14). The majority of spoke administrators (71.8%, n = 46) found the Hub and Spoke model to be useful, and 88.9% (n = 56) felt the program had a positive impact on the availability of community resources to address OUD. Many (64.9%, n = 37) also found care coordination between the hub and the spoke to be effective. But a substantial proportion (19.3%, n = 11) did not find this to be true. In addition, 12.7% (n = 8) did not feel they had strong working relationships with their hubs.

There was a significant correlation between how often hubs and spokes met and how strong spoke administrators found their relationships to be ($p < .05$).

Figure 15. Hub and spoke meeting frequency



Although over half of spoke administrators indicated that they regularly met with their hubs, over one-third (36.4%, n = 24) met with their hubs less than quarterly (including seven who never met with their hubs; Figure 15).

Meeting topics that those who had never met with their hubs would find most helpful to discuss included sustainability of the model after the grant ends, best practices for team-based care, telemedicine for OUD, how to address polysubstance use, buprenorphine and pregnancy, and services for youth. Many of these topics have been the subject of Hub and Spoke Clinical Skills Trainings and Learning Collaboratives. This may indicate that these spokes are less aware of the resources that the H&SS offers than those who meet with their hubs more frequently. Among those who had met with their hubs, the topics of discussion they mentioned most often (five or more times) as helpful included:

1. Billing and invoicing (including plans for when the grant ends);
2. Referrals and care coordination between the hub and spokes;
3. Patient care (including individual case studies);
4. Data and reporting requirements;
5. Information about upcoming provider trainings;
6. Other staff education;
7. Community resources (e.g., housing, transportation, family engagement);
8. Polysubstance use (especially stimulants); and
9. Counseling services.

The number of DATA 2000 waived providers able to prescribe buprenorphine in spokes has nearly quadrupled, from 161 providers at the start of Year 1 to 635 providers at the end of Year

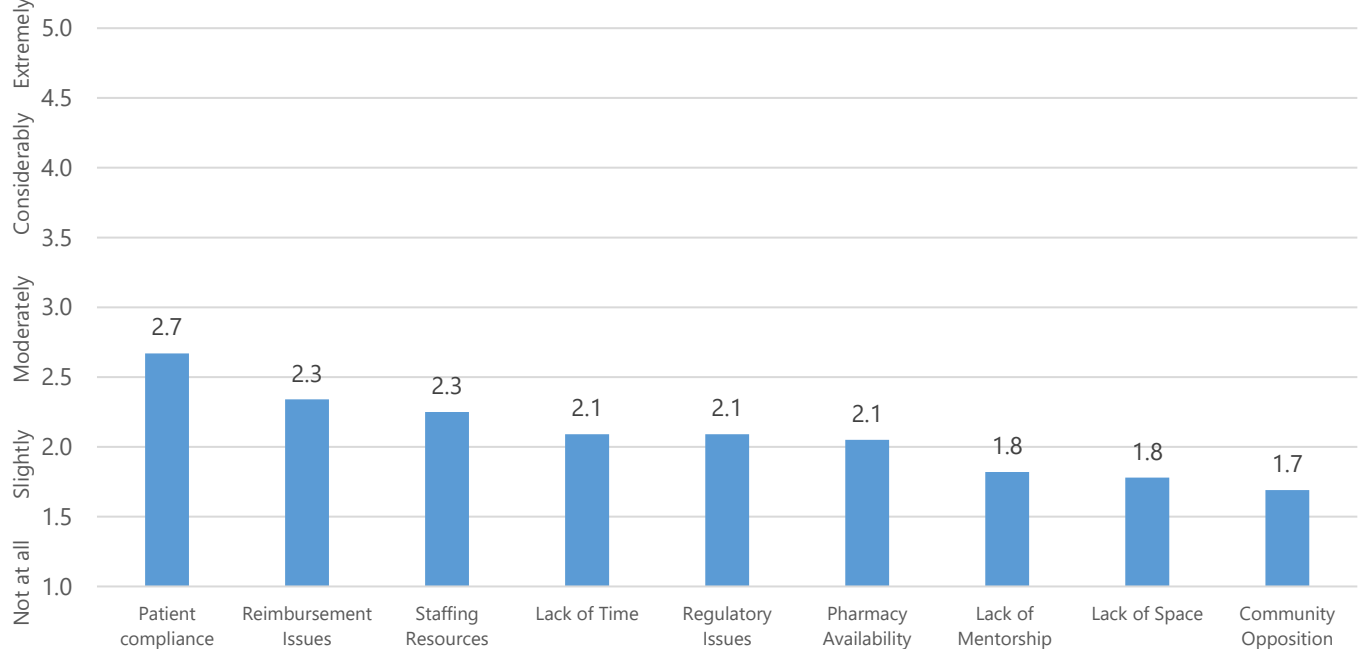
3. The percentage of spoke providers actively prescribing has also increased each year, from 60.2% at the end of Year 1, to 69.1% in Year 2, to 76.2% in Year 3. In addition, almost all (96.6%, n = 84) active H&S prescribers surveyed in Year 3 indicated that they would continue prescribing buprenorphine after the program ended.

Among all H&S waived providers surveyed in Year 3 (n = 92), most felt they had the resources (88.0%, n = 80) and mentorship (82.5%, n = 75) they needed to treat patients with OUD. In Year 2 surveys, which had a larger sample size, those who were not prescribing were significantly less likely to feel they had sufficient mentorship ($p < .05$).⁷ They were also less likely to feel equally as comfortable working with patients with OUD as they were with other patients ($p < .001$),⁵ indicating that they may hold more stigmatizing attitudes than active prescribers. These trends have continued from Year 1 (Darfler et al. 2018). However, the percentage of providers indicating that they have sufficient mentorship has increased slightly since the first year of the program (82.5% in Year 3 vs. 79.7% in Year 1).

During Years 2 and 3, several training and technical assistance programs aimed at addressing provider inactivity were added to the H&SS implementation plan. These included numerous webinars on “Stigma and MAT” and “Addressing Compassion Fatigue.”

Addressing Provider Stigma

Figure 16. Provider perceived barriers to prescribing



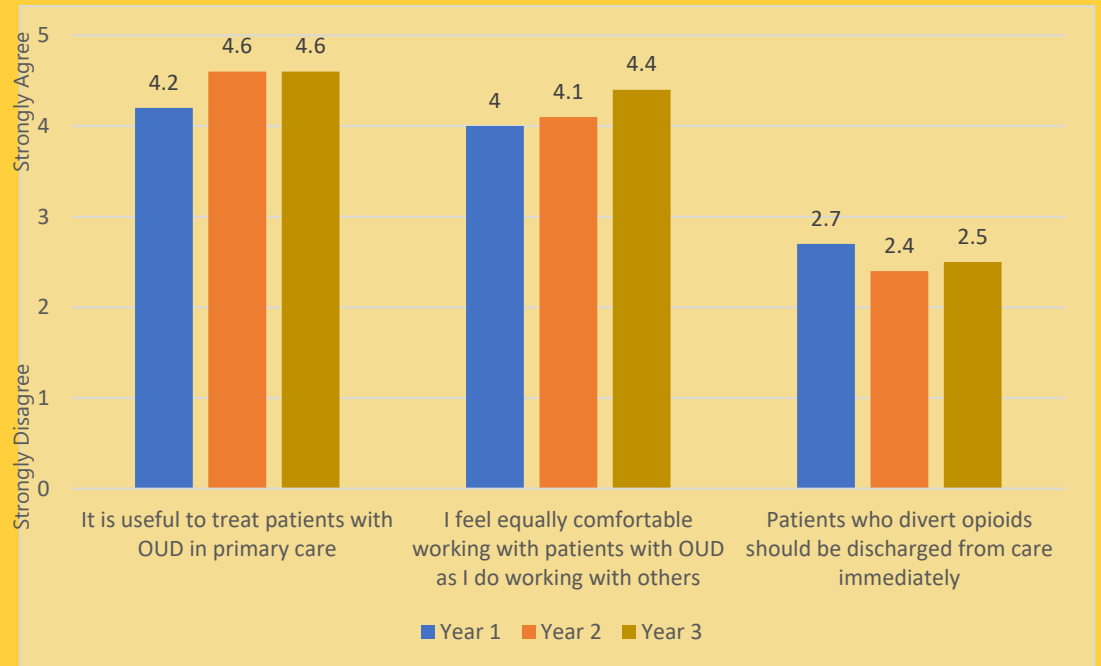
⁷ Weighted to reflect a representative sample of providers with zero vs. any patients, based on monthly data reports (30.9% with zero patients, 69.1% with any patients). Only 8.8% of providers who responded to the survey indicated that they did not currently have patients.

When surveyed about barriers to prescribing buprenorphine, waived providers rated patient compliance as the biggest barrier ($M = 2.7$), preceding reimbursement issues, lack of mentorship, as well as staffing resources, lack of time, pharmacy availability, and lack of space (Figure 16). This finding was surprising, as the other barriers listed were cited more frequently in site visits and other communications with providers. Moreover, it points to the continuing problem of provider stigma, which was described in the Year 1 and 2 evaluation reports (Darfler et al. 2018; Darfler et al. 2019). "Compliance" is a stigmatizing word that implies that the treatment plan is only determined by the provider, without patient input (Steiner & Earnest 2000). Moreover, patients' medication-taking behaviors should not prevent providers from prescribing the medications in the first place. To address these gaps in knowledge and attitudes about MAT and patients with OUD, trainings were held on stigma and provider compassion.

There were 194 attendees online for the stigma webinars (48 attended the first webinar, 146 attended the second), and 164 attendees for the webinar on compassion fatigue. Continued trainings on these topics will likely be needed as the H&S program progresses. Future trainings could also incorporate topics such as structural competency, which helps providers understand the larger social structures behind health inequalities and clinical interactions (Metzl and Hansen, 2013).

Data in Focus: Provider Stigma

Provider knowledge and attitudes about MAT and patients with opioid use disorders improved slightly over the course of Hub and Spoke implementation.



HOWEVER, STIGMA REMAINED A PROBLEM AND IS A CRITICAL ISSUE

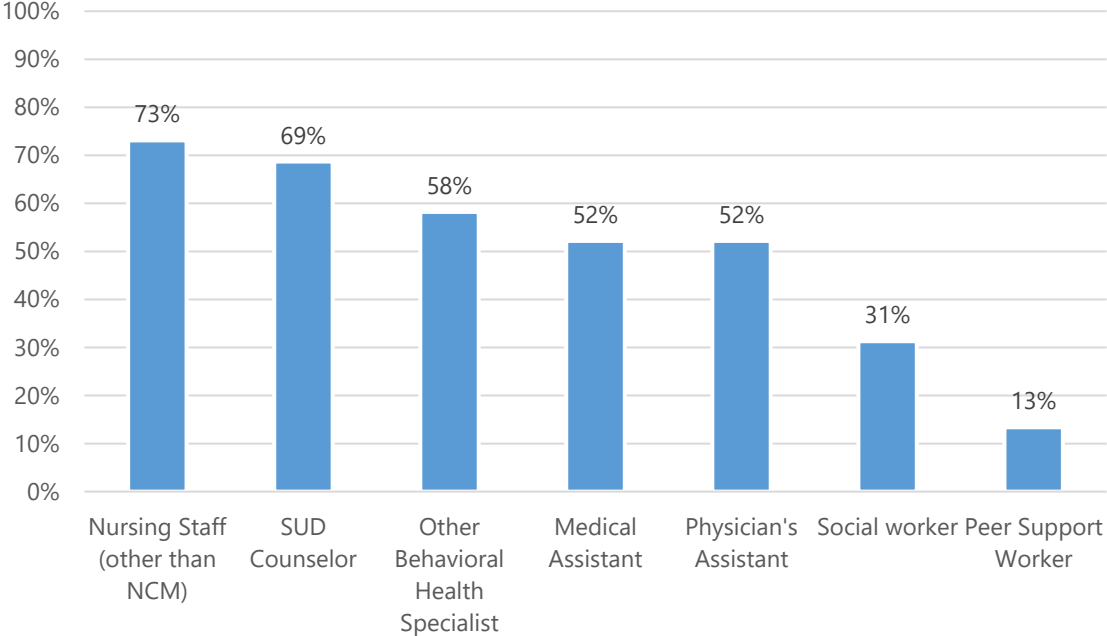
In Year 3, over one-quarter (19.1%) of prescribers found patient compliance to be a considerable or extreme barrier to prescribing MAT. "Compliance" is a stigmatizing word that implies that the treatment plan is only determined by the provider, without patient input (Steiner & Earnest 2000).

In addition, patient interviews revealed that nearly one-quarter (20.4%) of participants reported they were sometimes, frequently or always discriminated against by health care professionals because of their substance use disorder.

Trainings on compassion fatigue and structural competency, emphasizing the social structures behind health inequalities is of continued importance in expanding access to MAT.

MAT Teams

Figure 17. MAT Team Composition



As seen in Figure 17, Spoke Administrators reported that MAT Teams were primarily comprised of nursing staff, SUD counselors or other behavioral health specialists. Peer support workers were least frequently part of the MAT Team. This may be due in part to Medi-Cal reimbursement restrictions on the types of services that peer support workers can provide. To foster sustainability of models incorporating peer support, it is recommended that additional services, such as early intervention, be made billable under Medi-Cal.

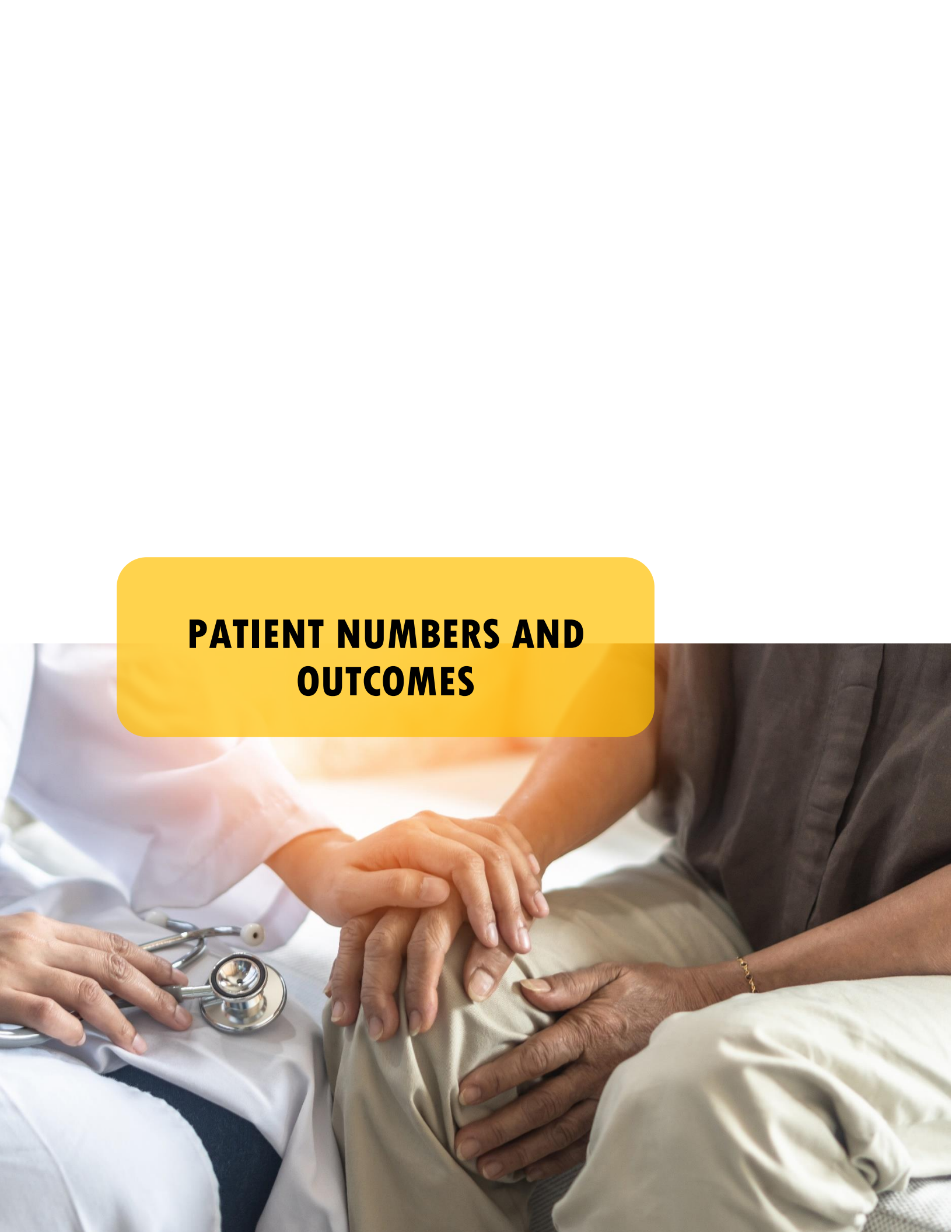
Most (71.4%, n = 40) MAT Team members who responded to the Year 3 survey work in only one H&S location (35.0% of whom work only in a Hub); 19.6% work in two locations; 5.4% worked in three locations; and 3.6% work in four or more. This is not reflective of the Hub and Spoke model, in which all MAT Teams are intended to support multiple spokes. Most MAT Team members whose primary location was a spoke were SUD counselors (42.1%) or nurses (31.6%).

MAT Team members working primarily in spokes were more likely to feel that they had a satisfactory level of communication with buprenorphine prescribers ($p = .03$).

MAT Team member survey responses also demonstrated some stigma toward patients with OUD: 5.4% of MAT team members felt that methadone was just substituting one addiction for another, and 7.2% felt that those demonstrating ongoing opioid use should be reprimanded or discharged from

“Throughout this program my opinions have changed. I am no longer as judgmental.”

treatment. Ideally, none of the MAT Team members should agree with these statements. However, there has been a large decrease in agreement with these statements since the start of program implementation. In year one 17.7% of MAT team members felt methadone was just substituting one addiction for another, so the reduction to 5.4% is notable. Trainings on H&S provider stigma may be starting to make an impact. As one MAT Team member who had been involved in the H&S program for some time noted, "Throughout this program my opinions have changed. I am no longer as judgmental."

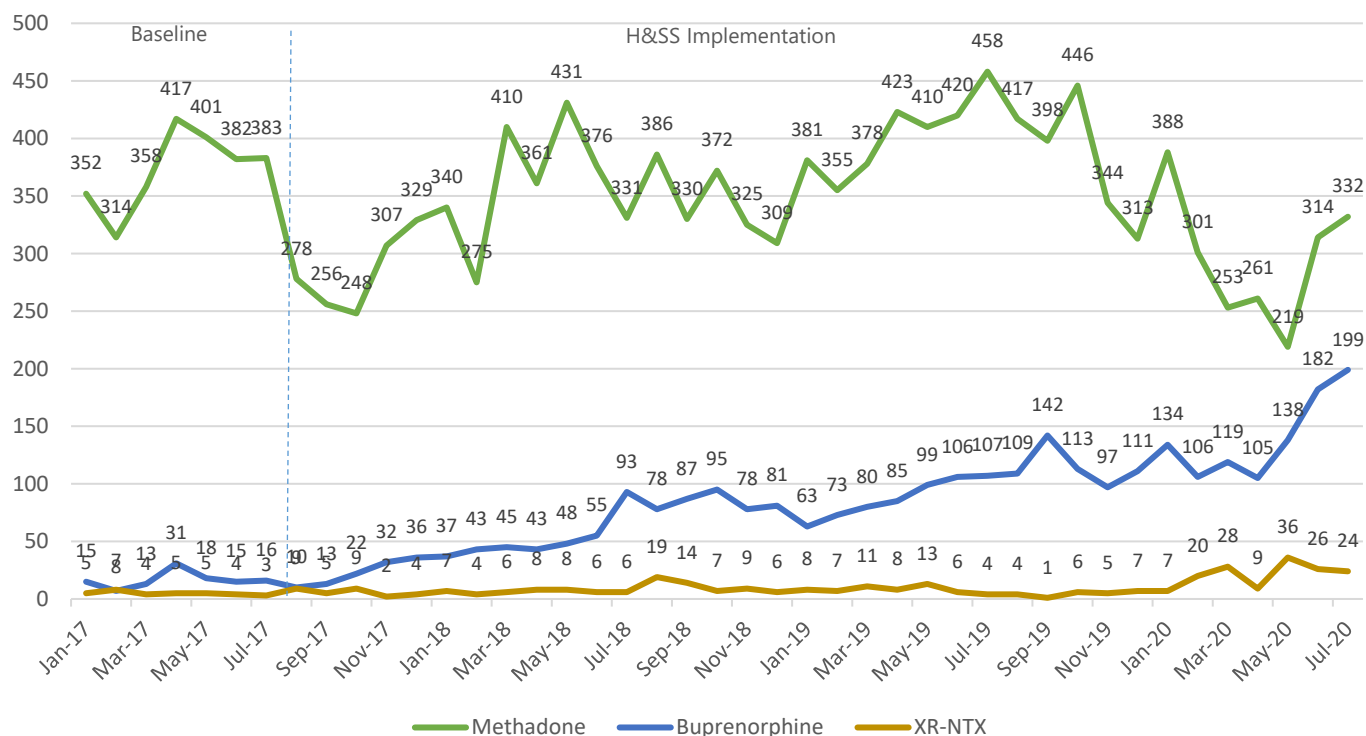
A photograph showing a healthcare professional in a white coat holding the hand of an elderly patient. The professional's stethoscope is visible on their chest. The patient is wearing a grey hospital gown. The scene is set in a brightly lit hospital room.

PATIENT NUMBERS AND OUTCOMES

In the three years of H&SS program implementation, 34,595 new patients started MAT (methadone, buprenorphine, or extended-release naltrexone) in hub and spoke settings.

Hub Patients

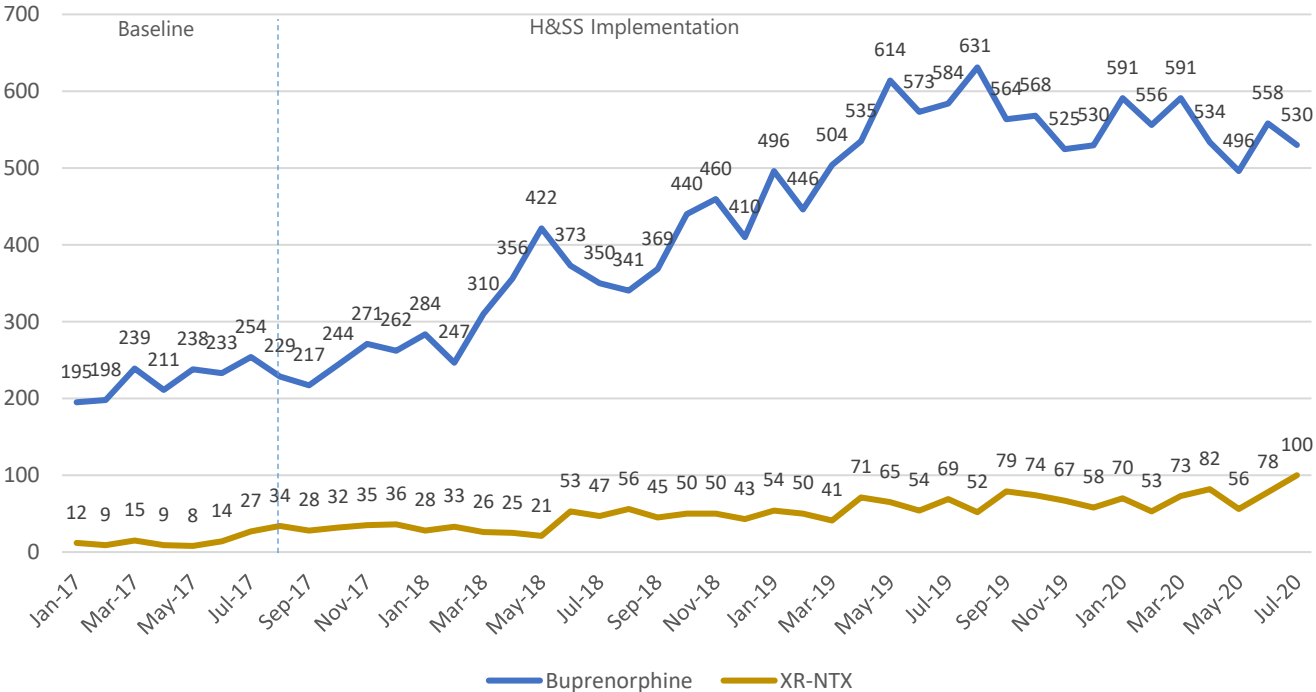
Figure 18. New Patients Starting MAT in Hubs Each Month



In the three years of H&SS program implementation, all Hubs (n = 17) started a total of 15,898 new patients on MAT (methadone, buprenorphine, or extended-release naltrexone; XR-NTX). The majority of these patients (78.5%, n = 12,475) started methadone. The number of patients starting buprenorphine in hubs per month has grown 8.5 times since baseline. Despite a decline in patient numbers at the start of Year 3, likely due to the closure of the four BAART and MedMark hubs as well as a fire that shuttered operations at the CLARE|MATRIX hub, a sharp increase during the last three months of implementation, led to an overall increase in patient numbers, particularly for those starting buprenorphine. Buprenorphine patients (n = 3,064) now represent 19.3% of total hub patients, up from 14.6% in Year 2 (Figure 18). The availability of buprenorphine in OTP settings is an important element of expanding access to MAT, as patients have more treatment options from which to choose. The lower proportion of buprenorphine patients in hubs, combined with patient interview data on treatment experience (see "Acceptability" section below), indicate that patients may not be offered the full range of medication options when seeking treatment for OUDs in OTP settings. This growth is encouraging, but some hubs may need to ensure that their treatment initiation protocols include discussing all available treatments.

Spoke Patients

Figure 19. New Patients Starting MAT in Spokes Each Month⁸



A total of 18,697 patients started MAT (buprenorphine or extended-release naltrexone; XR-NTX) in the spokes during program implementation. The majority of spoke patients (89.8%, n = 16,794) started buprenorphine, and 1,903 started XR-NTX. As Figure 19 shows, there was a 146.0% increase in the mean monthly number of patients starting buprenorphine in all spokes over the baseline period. On average, each spoke started 90.3 new patients on buprenorphine over the course of program implementation (*SD* = 142.2). However, one-fifth (20.0%, n = 37) of reporting spokes had not started any patients on buprenorphine by the end of Year 3, indicating limited impact of the H&S program in these settings.

⁸ Figure 19 excludes the 34 spokes that ended their involvement with the H&S program prior to July 2020 (15 of the spokes that dropped out never adopted MAT, and had no effect on the number of new patients per month). However, patients that started treatment in these programs while they were actively involved are included in overall totals.

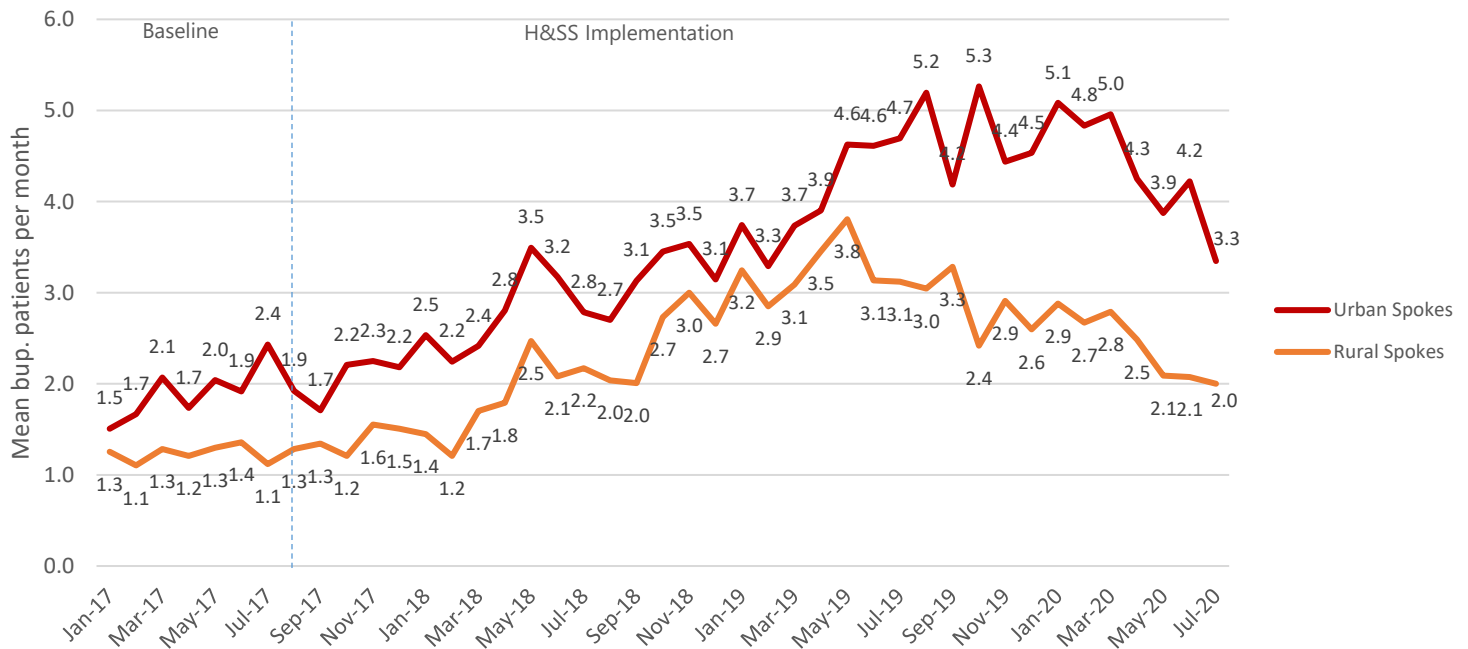
Figure 20. Current buprenorphine patients per month by spoke type

Spoke Type	Mean Patients per Month*	Std. Deviation
SUD Treatment Program	4.3	4.8
Hospital	3.6	5.9
Indian Health Center	3.1	3.0
FQHC	2.9	6.7
Telehealth	2.8	3.8
Health Center	2.2	4.7
Behavioral Health	1.6	3.0
Pain Clinic	0.7	1.0
Private Practice	0.4	0.7
Average (All Spoke Types)	2.9	5.5

*Past 7 month average (Jan 2020 – Jul 2020)

SUD treatment programs had the largest number of new buprenorphine patients per month over the past seven months (M = 4.3), followed by hospitals (M = 3.6), Indian Health Centers (M = 3.1), FQHCs (M = 2.9) and telehealth programs (M = 2.8) (Figure 20). The average among all spokes was 2.9 patients per month. This was a slight increase over the first year of the program, during which the average number of new buprenorphine patients in spokes was 1.9 per month.

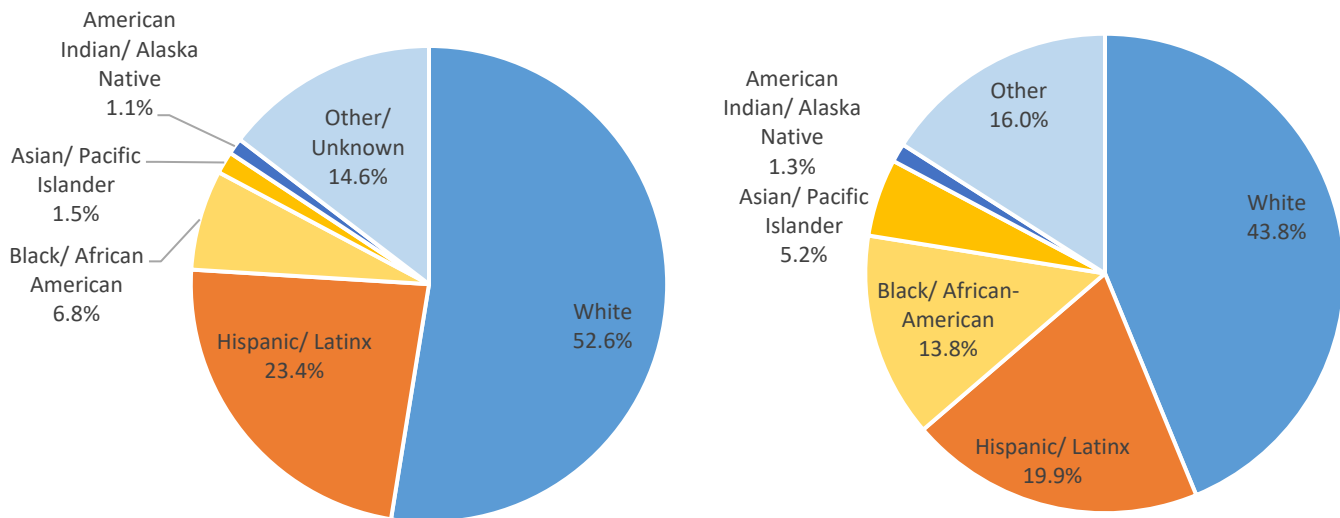
Figure 21. Growth in mean monthly buprenorphine in urban vs. rural spokes



At the end of Year 3, the average number of new buprenorphine patients per month was 3.3 in urban spokes (i.e., those in large/medium counties) and 2.0 in rural spokes (i.e., those in rural/small counties; Figure 21). There was a 129% increase in new buprenorphine patient numbers in urban spokes and a 97.1% increase in rural spokes over baseline.

Demographics

Figure 22. Hub Patient Demographics (2018) Figure 23. Spoke Patient Demographics (2016)



Based on CalOMS-Tx 2018 data, about half (52.6%) of hub patients were White, 23.4% were Hispanic or Latinx, 6.8% were Black or African American, 1.5% were Asian or Pacific Islander, 1.1% were American Indian or Alaska Native, and 14.6% were another race/ethnicity or their race was unknown (Figure 22). In addition, 58.9% were male and 41.1% were female. Data on other genders are not collected in the dataset. Most (93.2%) hub patients are between the ages of 18 and 64. Only 4.4% are over 65 and 2.3% are 12 to 17 years old.

Because Medi-Cal managed care data for 2017 have not yet become available, demographic estimates for spokes remain the same as the prior year. Overall, spoke patient populations appear to be somewhat more diverse than hub patient populations: 43.8% are White, 19.9% are Hispanic or Latinx, 13.8% are Black or African American, 5.2% are Asian or Pacific Islander, 1.3% are American Indian or Alaska Native, and 16.0% are another race/ethnicity (Figure 23).

Treatment Outcomes

As of the end of the third year of the program, 227 patients completed treatment initiation interviews, and 166 completed 90-day follow up interviews. Under one-third of participants interviewed at treatment initiation (27.3%, n = 62) were lost to follow-up; 6.5% (n = 4) of these participants were lost due to being incarcerated.

Participant Characteristics

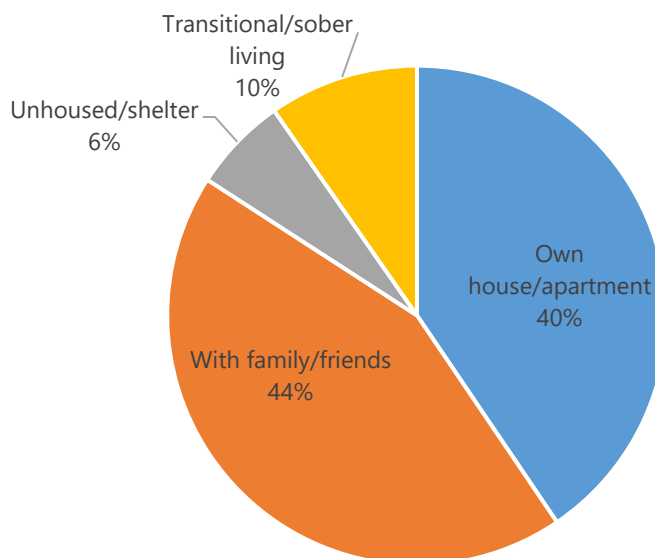
Among the 227 participants, 64.8% (n = 147) were receiving treatment in opioid treatment programs (OTPs), and 35.2% (n = 80) were receiving treatment in office based-opioid treatment (OBOT) settings.

Participant Demographics

Participants' mean age at baseline was 38.7 years ($SD = 12.6$). The youngest was 18 years old, and the oldest was 72. Over half (58.1%; n = 132) were men and 41.9% (n = 95) were women. No participants were non-binary and none chose to self-describe their gender. The sample currently over-represents white patients. Most participants (71.4%, n = 162) were white alone, 12.3% (n = 28) were Hispanic/Latinx alone, 3.1% (n = 7) were Black/African American, 3.1% (n = 7) were American Indian/Alaska Native, 1.3% (n = 3) were Asian American/Pacific Islander, 6.2% (n = 4) selected multiple races/ethnicities, and 2.6% (n = 6) were another race or chose to self-describe.

Living Situation

Figure 24. Participant housing at baseline



As shown in Figure 24, most participants lived in their own house/apartment (40.5%, n = 92) or with family/friends (43.6%, n = 99). Between treatment initiation and follow up, 6 participants became unhoused, and two who were unhoused at baseline became housed.

The majority (61.6%; n = 98) of participants interviewed at follow up had children, 51.5% of whom lived with them.

Patients receiving treatment in opioid treatment programs (OTPs) lived in counties of the following sizes:⁹

- Rural: 8.1% (n = 12)
- Small: 34.5% (n = 51)
- Medium: 39.9% (n = 59)
- Large: 17.6% (n = 26)

Patients receiving treatment in office-based opioid treatment (OBOT) locations lived in counties of the following sizes:

- Rural: 22.8% (n = 18)
- Small: 35.4% (n = 28)
- Medium: 32.9% (n = 26)
- Large: 8.9% (n = 7)

On average, at treatment initiation, it took participants 24.2 minutes ($SD = 28.0$) to travel to their clinics or treatment centers and 14.5 ($SD = 15.5$) minutes to travel to their pharmacies. For patients living in large, urban counties, the average drive time to the clinic or treatment center was 16.9 minutes ($SD = 13.8$), and for patients in rural counties, the average was 42.3 minutes ($SD = 30.0$).

Medications

At treatment initiation, 40.5% (n = 92) of patients were taking methadone, 56.4% (n = 128) were taking buprenorphine, and 1.3% (n = 3) were taking extended-release naltrexone. Four patients had stopped taking their medications by the time they were contacted for the first interview.

Treatment History

Most participants (71.7%, n = 119) had experiences with treatment prior to the current treatment episode. On average, those participants had been in treatment 2.7 times ($SD = 3.1$) prior, with a maximum of 15 times.

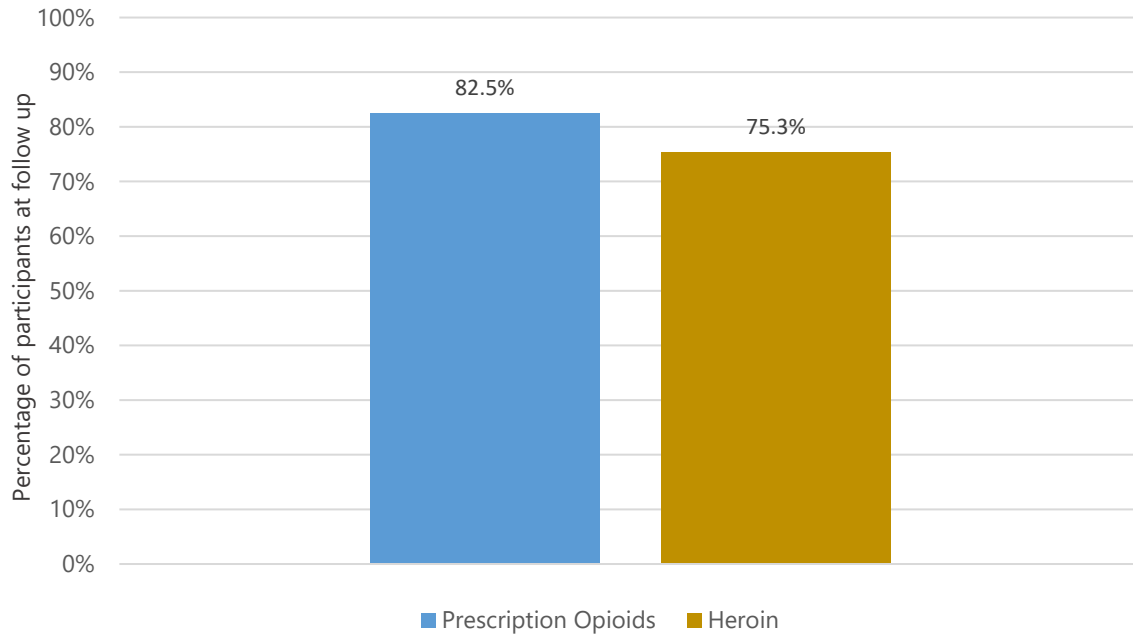
The majority of participants (61.5%; n = 32) had some prior experience with medications for opioid use disorders. 40.4% (n = 21) had received treatment with buprenorphine, 40.4% (n = 21)

⁹ County size is defined by population density, per the DHCS [Managed Care Rule network adequacy standards](#)

had received treatment with methadone, and 9.8% (n = 5) had received treatment with extended-release naltrexone prior to the current treatment episode.

Opioid Use History

Figure 25. Lifetime use of heroin and prescription opioids



Opioid use history was collected at the 3-month follow up interview. Most participants (82.5%, n = 137) indicated that they had misused prescription opioids in their lifetimes and 75.3% (n = 125) had used heroin (see Figure 25). Mean age at first use of prescription opioids was 22.1 years (*SD* = 9.6). The mean age of first use of heroin was 25.1 years (*SD* = 9.1). Most participants had used both heroin and prescription opioids in their lifetimes, but 12.7% (n = 21) had used heroin only and 19.9% (n = 33) had used prescription opioids only.

Over half of all participants interviewed at follow-up (59.4%; n = 98) had ever used fentanyl. Among these, 57.1% (n = 56) planned to use it or used heroin knowing it was laced with fentanyl. Another 23.5% (n = 23) described not being aware that their opioids or other drugs (e.g., cocaine) were laced with fentanyl and found out after the fact. Two of these participants experienced non-fatal overdoses as a result of being unaware, one of whom described being revived with naloxone.

Over half (56.0%, n = 73) of participants had switched from using one type of opioid to another in their lifetime. When asked to describe this switch, most told a story of starting out with misusing prescription opioids and switching to heroin. One participant explained why they switched: "Pills got expensive, and heroin is cheaper and stronger."

Over half (58.4%, n = 97) had injected any opioid. The mean age of first injection was 24.9 ($SD = 8.5$). Injection remained the usual method of use for 58.3% (n = 56) of those who had ever injected. While the majority (75.0%; n = 42) of those who injected reported having access to a needle/syringe exchange program, one-quarter did not have access; 64.2% (n = 9) of these participants lived in small or rural counties.

Benzodiazepine Use

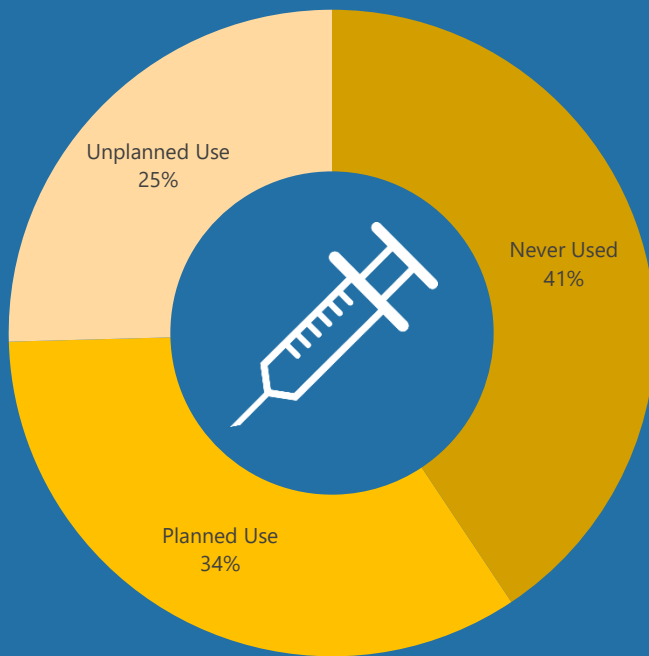
Participants were asked specifically about their lifetime use of benzodiazepines due to the particularly risky interaction between benzodiazepines and opioids. Two-thirds (66.3%, n = 110) indicated that they had ever misused benzodiazepines, and 62.0% (n = 103) had used benzodiazepines in combination with opioids. This is an urgently imperative topic for ongoing patient education.

Other Characteristics

A considerable proportion (17.5%, n = 29) of participants were on probation or parole, in drug court, or had a case pending.

Almost half (48.8%, n = 81) had been diagnosed with a mental health condition. These included anxiety, depression, bipolar disorder, borderline personality disorder, ADHD/ADD, and post-traumatic stress disorder. Patients receiving treatment in OBOTs were more likely to have ever been diagnosed with a mental health condition than patients receiving treatment in OTPs ($p = .004$). This may indicate that OBOTs provide greater access to mental health care.

Data in Focus: Fentanyl Use



Over half of participants* (59.4%; n = 98) had used fentanyl, and nearly one-third (29.4%, n = 15) planned to use it or used heroin knowing it was laced with fentanyl.

Those who had used fentanyl were significantly more likely to have a co-occurring mental health diagnosis than those who had not ($p < .03$).

They were also more likely to have overdosed on opioids ($p < .001$).

On average, participants who used fentanyl sought treatment 3.3 times before the current treatment episode.

These points of contact are important opportunities for engaging patients in conversations about safer fentanyl use and medication options.

PATIENTS WHO USED FENTANYL

56%

With Mental Health Diagnoses

2.2

Average Times Overdosed

3.3

Average Times Previously in Treatment

39%

0.6

1.8

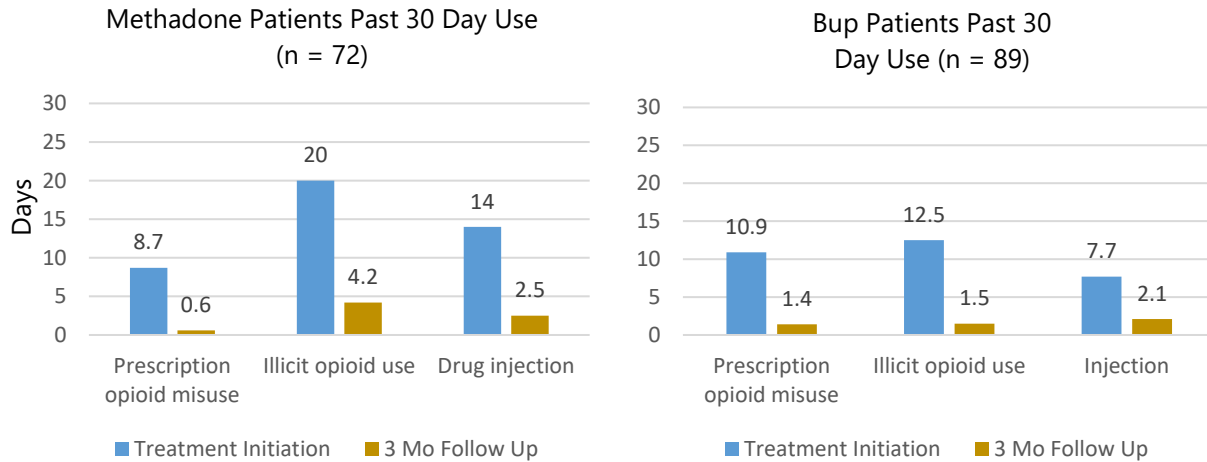
Patients Who Never Used Fentanyl

*Based on 166 Hub and Spoke patients completing both treatment initiation and 90-day follow up interviews.

Outcomes at 90 Days

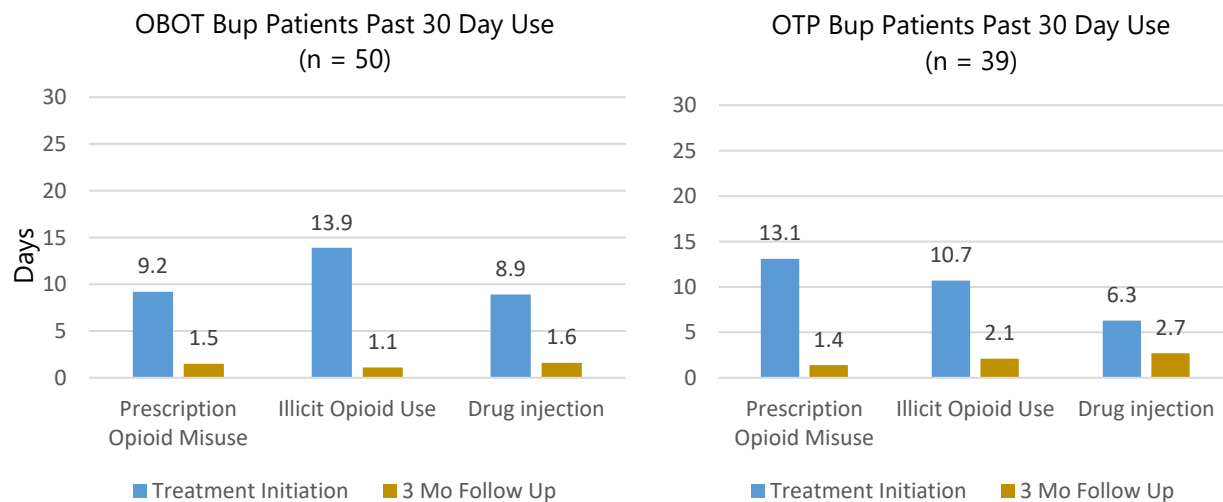
The majority (93.4%; n = 155) of participants who completed follow up interviews were still in treatment after 90 days. The incidence rate for treatment dropout was 2.5 per 10 person-years.

Figure 26. Past 30 Day Opioid Use and Injection by Medication



Participants taking methadone had significantly higher days of use of illicit opioids ($p = .001$) and drug injection ($p = .003$) at baseline (Figure 26). However, there were no differences between patients taking methadone and those taking buprenorphine in changes in past 30 day prescription opioid misuse, illicit opioid use or drug injection (decreases were statistically equal between the two medication types).

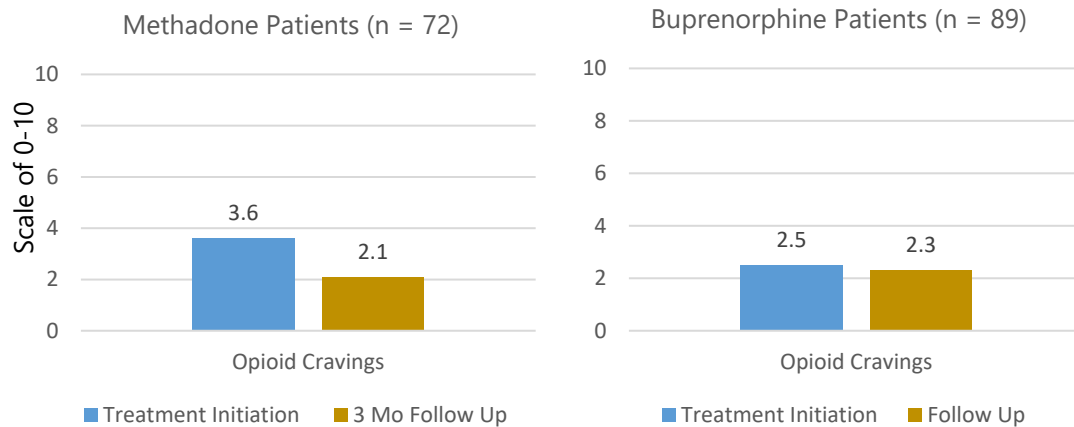
Figure 27. Past 30 Day Opioid Use and Injection by Treatment Setting



Among buprenorphine patients alone, there were no differences between OBOT and OTP treatment settings in changes in past 30 day prescription opioid misuse, illicit opioid use or drug injection (decreases were statistically equal between the two settings; Figure 27)).

When asked about the impact of treatment on their substance use, most participants (84.2%, n = 139) agreed that they were less likely to use drugs or alcohol because of the treatment they had received in the hub and spoke sites.

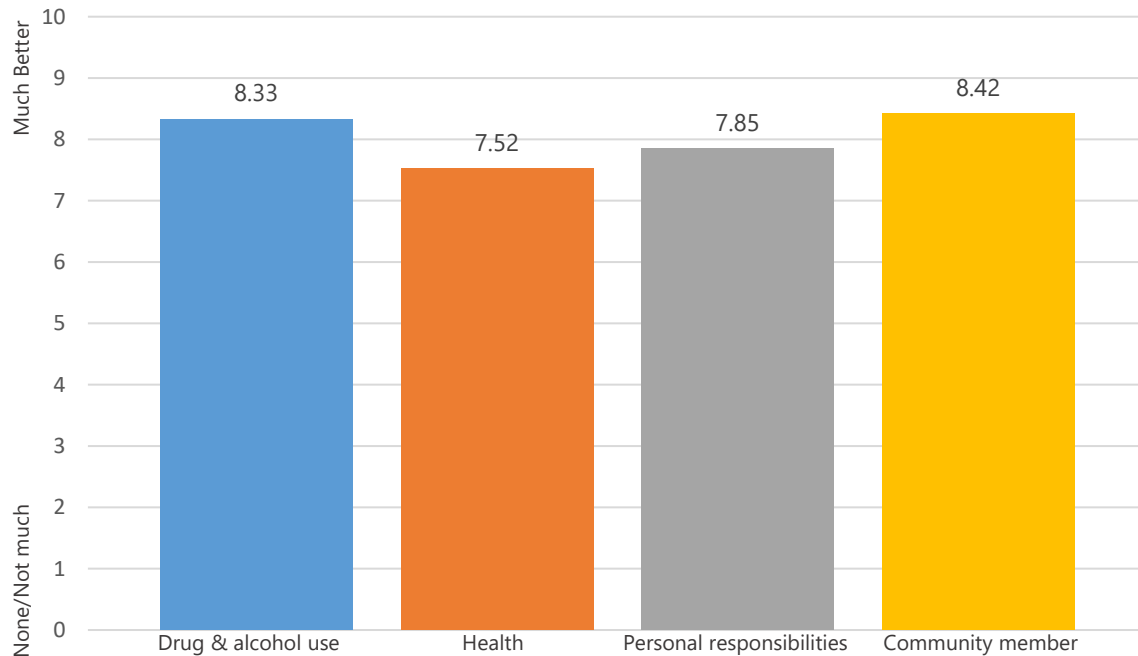
Figure 28. Opioid Cravings by Medication



Patients taking methadone had significantly higher opioid cravings at treatment initiation than patients taking buprenorphine ($p = .02$; Figure 28). They also had significantly larger reductions in cravings between baseline and follow up than buprenorphine patients, even when controlling for baseline craving level ($p = .044$). There were no significant differences between craving levels based on treatment setting.

There were also decreases for all participants in number of times in the emergency room (0.6 times in the 30 days prior to treatment initiation vs. 0.1 times in the most recent 30 days at follow up), days in serious relationship/family conflict (8.0 days vs. 3.5 days), days stopped or arrested by police (0.5 days vs. 0.2 days), and days incarcerated (0.4 days vs. 0.2 days).

Figure 29. Participant perceptions of improvements in life domains



At follow-up, using the Treatment Effectiveness Assessment (Ling et al., 2012), participants were asked to rate their improvements in the following domains on a scale of 0 (“None/Not much”) to 10 (“Much better”) since starting treatment:

- How much better are you with drug and alcohol use?
- How much has your health improved?
- How much better are you in taking care of personal responsibilities?
- Are you a better member of the community?

Overall, participants felt they had experienced substantial improvements in each of these areas (Figure 29). There were no significant differences based on medication type or treatment location.

Other Drug Use

At treatment initiation, 59.5% (n = 135) patients indicated that they had used drugs other than opioids in the past 30 days, with an average of 10.2 days of use ($SD = 11.9$). This may be an underestimate, due to the wording of the item (i.e., “other drugs, such as benzodiazepines or cocaine”) and participants’ comfort levels disclosing substance use during the first interview. However, at follow up, 57.2% (n = 95) of participants endorsed using cannabis, amphetamines, benzodiazepines or other drugs¹⁰ in the past 30-days.¹¹ Notably, 27.1% of participants (n = 45)

¹⁰ Participants named MDMA when asked about “other drugs” in the 90-day follow up interview

¹¹ For the purposes of comparison between treatment initiation and 90-day follow up, tobacco and alcohol were excluded from this statistic, as participants may not have considered them “other drugs” at treatment initiation, given the wording of the item

at follow-up had used amphetamines in the past 30 days (Figure 30). Although a direct comparison between treatment initiation and 90-day follow up cannot be made, it appears that other drug use did not decrease with treatment for OUD.

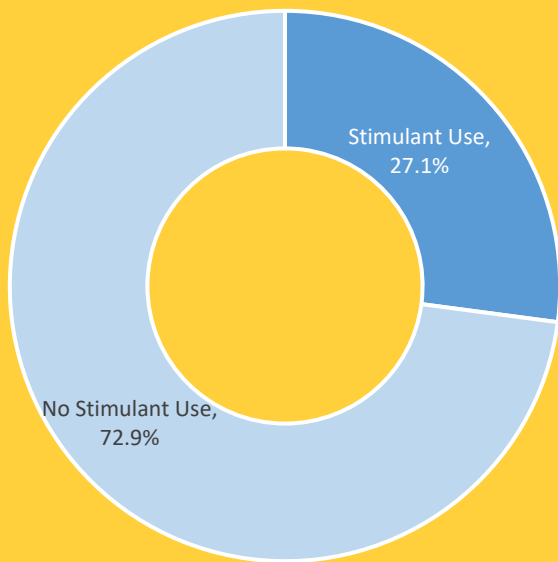
Figure 30. Past 30 day other substance use at follow up

	Number of participants	Percent of all participants (N = 166)	Mean days of use
Tobacco	116	69.9%	19.7 days
Cannabis	72	43.4%	7.4 days
Alcohol	48	28.9%	2.1 days
Amphetamines	45	27.1%	3.7 days
Benzodiazepine misuse	29	17.5%	1.7 days
Other drugs	14	8.4%	0.7 days

The most commonly used substance other than opioids was tobacco, which more than half of participants had used in the past 30 days (Figure 30). Over one-quarter of participants had used amphetamines in the past 30 days, with an average of 3.7 days of use. This is concerning given the increasing incidence of overdose deaths involving a combination of stimulants and opioids in the state. Future interviews will include a separate item for cocaine. Polysubstance use should remain a priority for addressing the California overdose crisis, and access to treatments for stimulant use, such as contingency management, should be expanded along with MAT.

Although treatment outcomes show promising improvement among the patients who completed follow up interviews, the sample remains small, and is not completely representative of all hubs and spokes, or all patient demographic groups. It is possible that these outcomes only represent patients who are the most engaged in treatment and are having the best treatment experiences. Moreover, it is possible that many more people with OUD who are in need of treatment are still unable to access hubs and spokes. Nearly one-third (32.2%, n = 20) of spoke administrators surveyed felt that individuals served by their spokes had difficulty accessing OUD services. The following sections of these reports evaluate treatment access from a patient-centered perspective.

Data in Focus: Stimulants



Nearly one-third (21.7%, n = 45) of patients interviewed had used amphetamines in the last 30 days at 3-month follow-up.

When surveyed, H&S waived prescribers (n = 92) said that they mostly provided **patients with stimulant use disorders** the following services:

- Screening for stimulant use (75.0%)
- Behavioral treatments (e.g., counseling and motivational interviewing, 78.3%)
- Treatment agreements (69.6%)

A small proportion (4.3%) provided **contingency management**.

Nearly one-third (30.4%) provided **medications** to help alleviate cravings and symptoms of withdrawal. The most commonly used were bupropion and mirtazapine. Providers also offered, naltrexone, clonidine, Strattera, and modafinil.

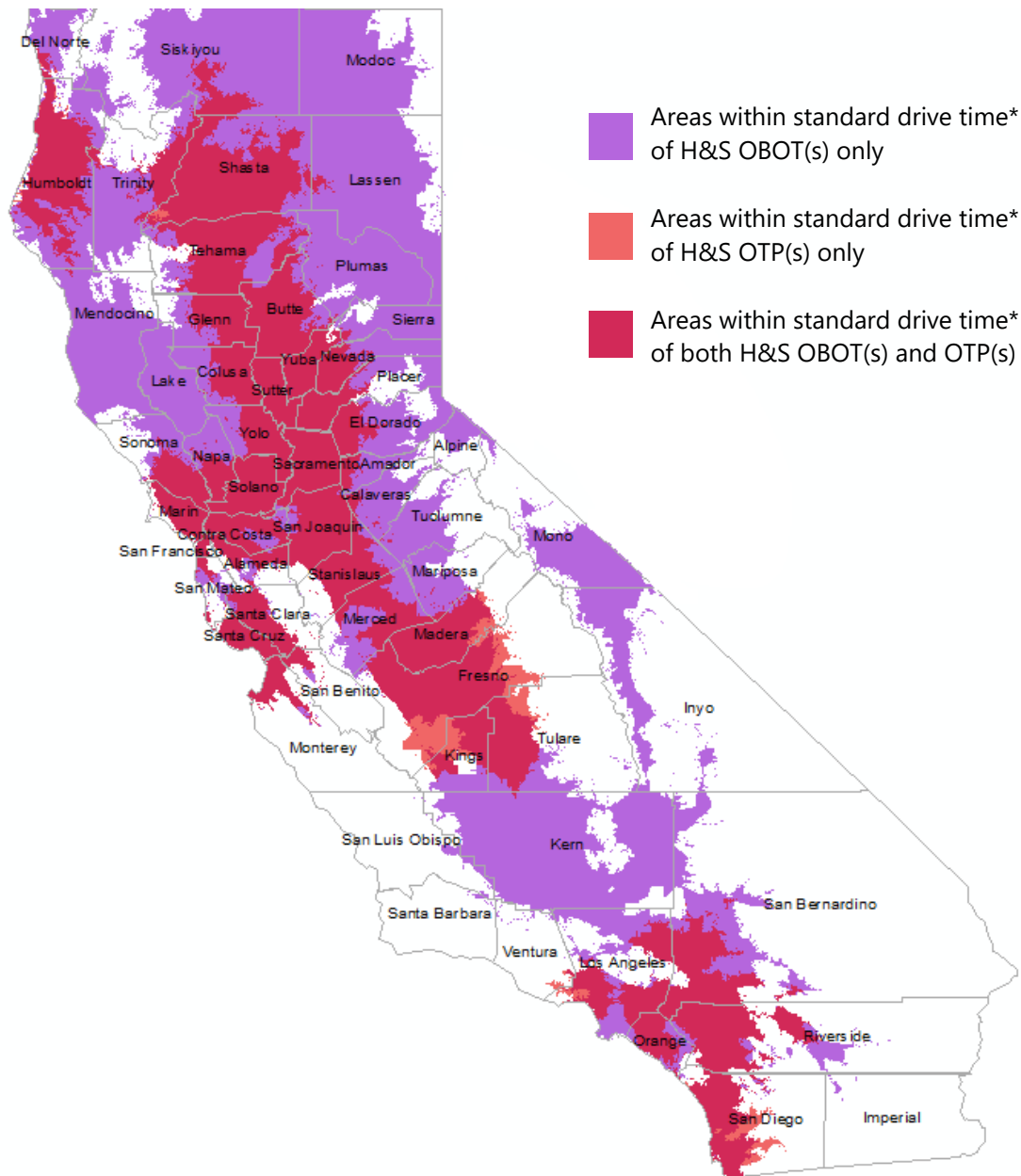
AVAILABILITY & ACCOMODATION



The “Availability and Accommodation” domain of access refers to the existence of health care settings that can be easily reached. It is impacted by the physical location of clinics/programs, distribution of locations, modes of service (e.g., telehealth), and transportation availability (Levesque et al. 2013). Data presented here build on the content of the Year 2 evaluation data. Some findings are repeated, where relevant, and new data are presented.

Network Adequacy

Figure 31. Hub and Spoke Network Adequacy



* Standard drive time, as defined by the [DHCS Managed Care Network Adequacy Standards](#) are as follows. OBOT in rural or small county: 90 minutes from patient’s residence; OBOT in medium county: 60 minutes from residence; OBOT in large county: 30 minutes from residence; OTP in rural county: 90 minutes from residence; OTP in small county: 75 minutes from residence; OTP in medium county: 60 minutes from residence; OTP in large county: 30 minutes from residence. Drive times were estimated using ArcGIS drive-time areas tool.

Based on [DHCS Managed Care Network Adequacy Standards](#), hubs and spokes adequately cover a large proportion of the state (see Figure 31). However, gaps in access remain in several areas of the Rural North and Central Valley, as well as in much of the Central Coast, High Sierras and Inland Empire. In addition, many areas that are covered by the Hub and Spoke System have access to only OBOT (e.g., Mendocino and Lake Counties) or OTP (e.g. parts of Fresno County) locations, limiting patients' treatment options. One participant who was receiving treatment in an OBOT spoke noted described these limitations, saying, "I wish [my clinic] could prescribe methadone because I can't get to the methadone clinic, but methadone helps [me] a lot more than Suboxone." This also limited hubs' and spokes' ability to transfer patients between locations based on their treatment needs.

Convenience

Most participants (74.1%, n = 123) felt that the location of their treatment center was convenient for them. However, 18.6% (n = 31) did not find that to be the case. This was particularly problematic for OBOT patients living in rural counties, 16.7% (n = 3) of whom had to drive ≥ 90 minutes to their treatment locations, and OTP patients in large urban counties, 19.2% (n = 5) of whom had to drive ≥ 30 minutes to get to their treatment providers. Many participants went to great lengths to get to their treatment centers for timely dosing, waking up very early in the morning, bringing their children on long car rides, driving long distances, and compromising their work schedules.

“That's why I'm off it. 'Cause I can't deal with that... But I have no choice. There's no other places to go... The inconvenience is massive.”

One participant, who received medication doses at a medication unit but had to travel to the main clinic for counseling explained how difficult going even once a week was:

Right now they have our dosing site in my town that I go to every day but once a week I have to drive all the way down to [the main clinic] and that takes over an hour... and with my work schedule, I have to be at the clinic by 5:00 AM which means I have to be up at 2:30 or 3:00. And then I leave my house no later than 3:45 to get there on time. And then I have to go straight from the clinic to work, and work a full day half awake.

These difficulties were exacerbated for participants without reliable transportation. Although transportation tokens are an allowable expense under the H&S grants, more than one-third (37.5%, n = 24) of spoke administrators did not feel that their spokes offered adequate transportation resources to patients. One participant explained:

For example, we have a baby, right... and we go in there at 5:00 in the morning because it makes it easier for us. So, as it is, we don't have transportation there. We have to get it through the insurance company, and a lot of times we have a lot of issues with them giving us transportation there. It's about a 40 minute drive. If we don't leave the house before let's say 6:00 AM, we're stuck on the road for like three hours.

He went on to describe the lack of accommodation that the treatment center provided for his early morning schedule, despite knowing that he had a child and transportation difficulties. Another patient with a child faced similar scheduling difficulties:

If you came in the morning... at your scheduled appointment time, they would make you wait hours. And it was very hard on me because either I had work or I had my daughter, and I had things to do. And they wouldn't let you dose if you didn't see your counselor. Like, say I had to go to work and they made me wait... I would have to miss dosing... Which endangered me... Because then, if I'm not able to take methadone, then you get sick, and then you want to go and use drugs...

There's many times that I almost went out and used because, you know, I just couldn't take it anymore. Just to go dose was the hardest thing ever.

Another patient who stopped attending treatment because it was so inconvenient explained:

[It's] unbelievably, unbelievably inefficient. And I've seen people crying, I've been pissed, I've had to leave. There's so many inconveniences with that. What if you have a job, what if you have kids to- I've seen people crying, 'My kids. I've gotta take them to school.' They can only get one ride, you know, in the morning so they get their ride there, and then they're not dosing, or they hold their dose or- You know, that's fucked up. That that kind of stuff is messed up. And I've even said to like the director and my counselor, I said, 'What if I took your mom's diabetic medication and held her hostage on it? You know, because you didn't call me at fuckin whatever- 5:00 AM?' I said, 'Would you do that?'... Jerking people with their medication? That's got to be illegal. I swear I wanted to get a lawyer. Not even for me, for all the other people that just get screwed with. 'Cause I've been screwed with. That's why I'm off it. 'Cause I can't deal with that. That's just unacceptable. But you have no choice. I have no choice. There's no other places to go... The inconvenience is massive. I would almost rath- When I was younger, I would stay loaded before I'd go to the clinic, just because it's such pain in the ass.

Hubs and spokes should accommodate all patient schedules as often as possible, and work to ensure that their patients have a convenient and reliable way to receive their doses. No patient should ever miss a medication dose because of a scheduling conflict.



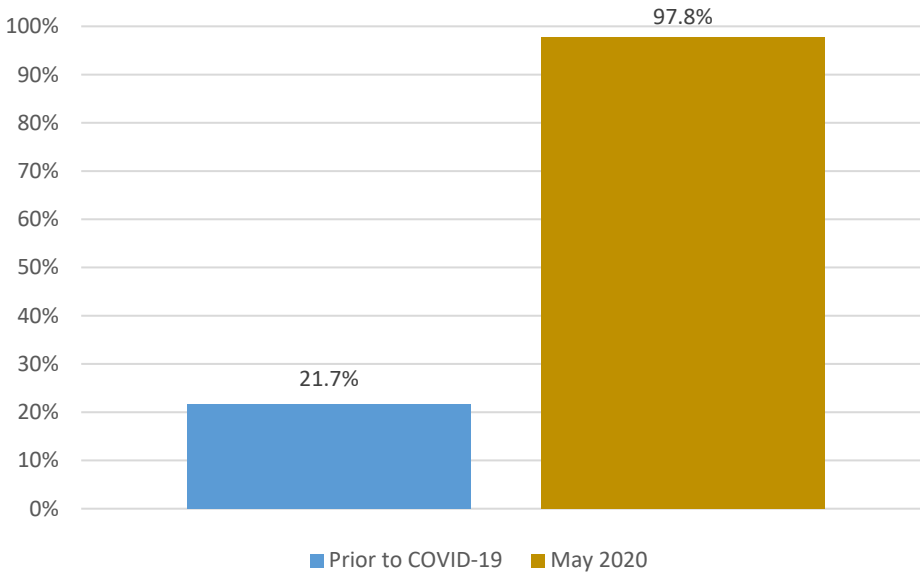
Telehealth



Telehealth is an effective means to deliver buprenorphine and can benefit patients by reducing travel requirements and delays in receiving care (Weintraub et al., 2018). Telehealth can be particularly beneficial for patients living in rural areas. Partnering with telehealth organizations that already deliver MAT services through hub and spoke may be an easy way for programs to improve the convenience of their services for patients who live in rural areas, lack transportation, have mobility issues, or have scheduling conflicts.

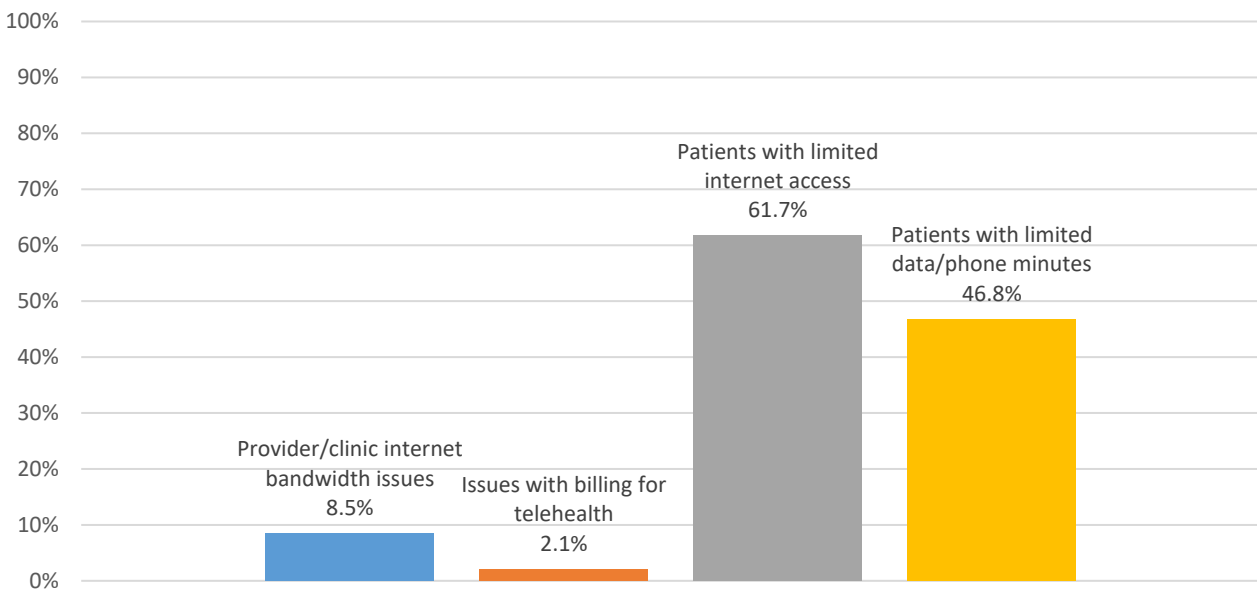
In Year 2 only 30.3% (n = 20) of spoke and 11.1% (n = 3) of hub administrators surveyed indicated that their locations frequently delivered telehealth services. However, when the COVID-19 pandemic began during Year 3, telehealth usage rapidly expanded.

Figure 32. Percentage of H&S OTPs Offering Telehealth Prior to and During COVID-19



In a survey of H&S OTPs conducted as part of this evaluation to measure the impact of the COVID-19 pandemic on MAT services, most (78.3%, n = 36) OTP providers said they did not offer telemedicine/telephone services prior to COVID-19 (Figure 32). As of the time of the survey (May 2020), all but one had telehealth systems in place, and that respondent indicated that they had plans to make it available. Most (91.3%, n = 42) offered phone appointments, and half (50.0%, n = 23) offered video appointments. Just under half (44.7%, n = 21) started using popular applications like FaceTime, Facebook video chat, Zoom or Skype to provide telehealth.

Figure 33. Barriers to Implementing Telehealth



The most frequently endorsed barriers to implementing telehealth included patients with limited internet access (61.7%, n = 29) and patients with limited phone data/minutes (46.8%, n = 22; Figure 33). Some providers also had issues with clinic internet bandwidth (8.5%, n = 4). As more

services transition to telehealth, this may indicate an emerging disparity in access. As of 2017, 26% of California households lacked a broadband internet connection, with larger gaps among low-income, less educated, rural, African American, and Latinx households (Joss, Lee & Gao 2019). While telehealth has potential to expand MAT access, these disparities must be addressed to ensure equity.

Pharmacy Availability



Just over half (52.3%, n = 33) of spoke administrators felt that onsite or community pharmacies were effective in serving the needs of their patients with OUD.

Additional research is needed to clarify the reasons for this, but anecdotal evidence from Year 2 evaluation activities, as well as informal individual discussions with a small convenience sample of five pharmacists (one of whom had informally interviewed her fellow pharmacists on the same topic) suggest several reasons for pharmacy resistance.

Stigma toward opioids, including buprenorphine, appears to present a challenge. In these Year 2 discussions with pharmacists, stigma came up with nearly every respondent we communicated with. In addition, one H&S MAT Team Year 2 survey respondent reported, "I have had multiple patients complain about [pharmacy name] here . . . The complaints have been the staff is rude

and judgmental.” While this suggests attitudes and beliefs about the value of MAT may need to be addressed, additional underlying challenges are hinted at by an interview by Feldman (2019), in which a pharmacist asserted it would be unethical to sell buprenorphine to a patient if he knew the patient was diverting (selling) the medication, and he cited safety issues due to drug dealers he felt were preying on his customers. This suggests that while education addressing beliefs about the medication itself may be helpful, such trainings are likely to be more effective if developed and/or delivered by pharmacists who have experience addressing these types of real-world challenges, and can speak in particular to their own positive experiences as a way of motivating pharmacists to take on these challenges. As one pharmacist explains:

Many patients have hugged me post-induction, so pleased with their changed lives. They bring in loved ones to demonstrate their excitement. They often get jobs. They often get housed. The full time job of searching for opioids is resolved.

Wholesaler allocations were reported to be another barrier. Wholesalers can stop shipments of medications if they decide the order is suspicious according to their own varying criteria. One pharmacist reported a wholesaler cut off his pharmacy for too many “cash prescriptions,” but these were largely cases in which patients had insurance that didn’t cover the whole cost of the medication, so they paid part in cash. Wholesalers also were reported to hold shipments if controlled substances exceed a percentage threshold set by the wholesaler, causing pharmacies to scramble to avoid hitting that threshold on accident. Similarly, another pharmacist complained of ordering “paperwork and lag time.” These challenges, along with the time and resources required to resolve them, can discourage pharmacies from carrying buprenorphine.

Costs are also a concern. Pharmacists reported Medi-Cal only pays for the brand name (Suboxone), not for the generic. This can reportedly cause a cash flow issue for community pharmacies. One pharmacist reported that a package of 30 Suboxone 8mg buprenorphine/2mg naloxone costs \$300, which makes it more difficult for community pharmacies to keep these more expensive products on the shelves than it would be to stock generic products. Similarly, another pharmacist suggested pharmacies are carrying limited stock so that it doesn't expire.

The following policy and education recommendations are based on our Year 2 discussions with pharmacists:

- Extend Medi-Cal coverage to generic formulations of buprenorphine/naloxone in addition to Suboxone
- Provide education to pharmacists on OUD and MAT, with particular emphases on overcoming buprenorphine-related challenges and the positive aspects of dispensing buprenorphine
- Work with the California Board of Pharmacy, which currently offers free trainings statewide, hosted typically on a quarterly basis, jointly with schools of Pharmacies at various venues throughout the state, and in partnership with local coalitions willing to host an event. (personal communication, Board of Pharmacy, 9/23/2019). UCLA

requested a copy of the PowerPoint to identify the content of the trainings, but was still awaiting a response when this report was submitted.

- Train pharmacists on how to look up DATA 2000 waivers; specifically was said to be helpful.

These barriers and recommendations are based on a limited number of discussions. Further research is also recommended to further identify barriers and promising practices statewide. A survey with pharmacist is recommended for future evaluation activities.

Promising Practices: Availability & Accommodation

Promising practices for addressing availability and accommodation:

- Hubs should work with spokes to ensure that they all have the resources needed to start prescribing buprenorphine
- Offer low-barrier care that requires limited visits to the clinic (no mandatory counseling, lessen requirements for medication units)
- Offer transportation tokens and/or assist patients with insurance process for covering transportation costs
- Offer telehealth services to allow for more convenient treatment options, particularly for patients living in rural areas, patients who lack reliable transportation, or patients who have mobility issues
- Establish relationships with local pharmacies and keep them informed of training opportunities
- Encourage prescribers to write prescriptions with Dispense as Written (DAW) of 0. This allows pharmacists to use brand or generic, depending on what their insurance covers
- Encourage prescribers to clearly write either Opioid Dependence or Opioid Use Disorder as the indication on prescriptions. Insurance companies will not reimburse for sublingual tablets or films when the indication is pain

APPROACHABILITY



Approachability includes both communities' abilities to perceive a need for care and potential patients' abilities to identify that relevant services exist. Information dissemination, outreach and education efforts all affect the approachability of treatment programs and clinics. Data presented here build on the content of the Year 2 evaluation data. Some findings are repeated, where relevant, and new data are presented.

Patient Outreach and Education

There were improvements in outreach to patients during the third year of the H&S program. In response to Year 3 provider surveys, two-thirds (66.7%, n = 40) of spoke administrators felt that individuals in their communities who were interested in buprenorphine could easily find their clinic(s) and providers in online directories. This represents an improvement over Year 2, when only 43.5% (n = 27) felt the same. However, many spokes still did not offer direct outreach to new patients. In Year 3, over one-third of MAT Team members who responded to our surveys indicated that they either never (17.9%, n = 10) or rarely (19.6%, n = 11) conducted new patient outreach. Direct outreach remains an important method of recruiting and retaining patients. As one MAT Team member noted when asked about barriers to H&S implementation, "We have found word of mouth to be highly effective for individuals to find us as buprenorphine prescribers, more so than online directories."



Outreach Activities

Site visits to several spokes in Year 2 revealed numerous challenges and best practices for reaching new potential patients.

A rural FQHC in a county with one of the highest overdose death rates used flyers and brochures throughout their clinic to educate patients about OUD and advertise their buprenorphine program. Signs on the front door read, "Don't mix opioids and benzodiazepines!" and "Sign up for Covered California here." There were also flyers for the buprenorphine program posted on the front desk next to the clinic sign-in sheet, and on the doors to exam rooms. The program was also advertised in their quarterly newsletter, alongside information about the arts in healthcare and the importance of cancer screenings. The ubiquity of the flyers helped to normalize the presence of MAT in the health care setting. However, the clinic still struggled with patient recruitment. They wanted to start advertising out in the local community, but had limited staff time to do so.

Another FQHC located in an urban area that served both urban and rural populations faced similar challenges. Although they had created radio ads in English and Spanish and community-facing flyers to post in parks, public restrooms and the local homeless navigation center, and had successfully worked with a peer support worker to disseminate information, they hit a roadblock due to staff turnover.

Provider 1: We need an extra hand. We had a peer support worker who was amazing and was really starting to get some groundwork laid. And then she only worked with us for a couple months.

Provider 2: And we still have the position open but it hasn't been filled since that time. I keep asking and we just don't have anybody yet. She would go out to the parks. And if somebody was not in good shape or didn't show up and didn't have a phone, she would go out to the park because she knew that's where they hung out. And if they weren't there she would ask their other friends... Yeah, she was amazing. And she would come into our meetings and say, "Hi, I'm your new best friend. And this is my phone number. You call me any time you need me. Day or night, I am available." And it was really amazing the support she gave.

There is growing evidence that peer recovery support is a beneficial component of treatment for substance use disorders (Bassuk et al., 2016). Peer support workers can help to empower patients and aid in non-clinical aspects of navigating the recovery process. They also have the lived experience needed to find potential patients in the local community and let them know where they can access treatment. Several spokes in one rural county worked with peer recovery workers to recruit new patients, through a harm reduction organization with a street outreach team.

Another spoke planned to bring a mobile syringe exchange unit directly to their clinic parking lot to both provide harm reduction services and to help advertise their MAT program. However, they had difficulty finding funding for the service and faced opposition toward the mobile unit being in the parking lot from the surrounding community. Although they were still seeking funding at the time of the site visit, they planned to manage community stigma by locating the syringe exchange in a clinic exam room.

Screening for OUD

In Year 3, the majority (87.7%, n = 57) of spoke administrators indicated that their providers screened most patients for OUD. However, the type of screening employed varied widely. At Year 2 site visits, providers described screening protocols ranging from the use of tools such as the CAGE and AUDIT-C, to provider judgment based on long-term primary care relationships. The spoke with the largest number of new patients per month of the entire statewide system, an urban FQHC, employed a near universal SBIRT protocol, with a warm handoff to onsite behavioral health providers. This may be a useful tactic for other primary care spokes to consider to increase outreach within the clinic.

Provider Outreach and Education

H&S providers also identified a need to increase visibility among other health care and recovery support providers in the communities served by their networks. One MAT Team member explained in a Year 2 survey response, “Many providers have never heard of buprenorphine, so they do not refer patients with OUD to prescribers. There needs to be more education about this type of MAT for [primary care providers] and ED doctors. Buprenorphine should be part of ED protocol for overdoses and drug-seeking.” While knowledge about buprenorphine may have expanded during the third year of implementation, connections with local resources remained an area for improvement. In response to Year 3 surveys, nearly one-third (29.9%, n = 17) of spoke administrators said they did not receive regular referrals from local emergency departments and 42.9% (n = 24) did not receive referrals from local harm reduction or syringe exchange programs. In addition, 42.3% (n = 22) of MAT Team members still felt that behavioral health care providers and mutual support groups in their communities were reluctant to provide services to patients receiving MAT. Outreach efforts to local providers remain a critical area of need to improving treatment access.

“There are several online resources... But I think it’s nice having a local network to tap into.”



In response to Year 2 surveys, a MAT Team member described the difficulties faced in disseminating information about MAT to others involved in the treatment community.

There are a lot of misconceptions about opioid treatment in the 12-step communities that are a real barrier to care. There needs to be more education and public awareness about the problem and how our community is addressing it. I think this is a community challenge and so far I think there remains a lot of silos. [Treatment information] and options need to be more available and community based. I think we need more boots on the ground outreach and education and collaboration with local government.

During a Year 2 site visit, one spoke team described how they found success in such a collaborative community-based approach. They explained how they had joined a local advisory group and set up a listserv to share resources and advice with other local providers.

Provider 1: People here in this community want to collaborate and go out of their way to learn and work together. So we have our MAT advisory group in the county that we meet regularly with... It's kind of a way that we come together and really talk about current issues. The coroner comes even to report trends, and we have pharmacy representation, [behavioral health] representation, psychiatry. We have inpatient doctors, ER doctors. And I think that really has helped disseminate this in a way that [addresses] the culture shift.

A second provider continued, after describing the advisory group's listserv:

Provider 2: I know there are a lot of resources. There's the warm line. There are several online resources, [Providers Clinical Support System]. But I think it's nice having a local network to tap into.

Communicating and collaborating with local practitioners allowed the spoke to build a network of knowledge sharing and referral resources that met the intended purposes of the initial H&S system.

Promising Practices: Approachability

H&S providers face challenges to outreach and education at many levels, including stigma toward MAT in their communities, insufficient referral resources, and trouble reaching potential new patients. The best practices providers used to address these challenges included:

- A multifaceted approach to advertising with flyers, brochures and radio/television campaigns in the clinic and the community at large
 - Hubs should offer resources to spokes to help develop and disseminate these materials

- Normalizing MAT in health care settings by advertising buprenorphine alongside other health care services
- Employing peer support workers (especially those who are multi-lingual) to build community relationships and recruit potential patients
 - If possible, hire peer support workers directly through the spoke, as part of the MAT Team, to allow them to aid with care navigation and patient retention
 - Given reimbursement challenges due to current Medi-Cal policy on peer recovery services, partnering with harm reduction organizations with street outreach teams may help clinics reach new patients
- Developing a listserv with other local practitioners, such as behavioral health providers, emergency medicine providers, pharmacists, harm reduction organizations and syringe exchange programs to share knowledge and develop referral resources
- Increase screening for substance use disorders to identify current patients who may be in need of treatment



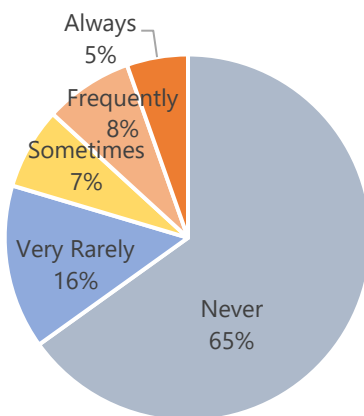
ACCEPTABILITY

Acceptability relates to ensuring that health care services meet the needs of those from various sociocultural backgrounds, particularly those who are most marginalized. Because patients with substance use disorders are already vulnerable to discrimination, those from marginalized groups can face extreme barriers to accessing treatment services. Below includes discussions on patients experiencing homelessness, patients speaking languages other than English, people of color, patients living in rural areas, and patients with co-occurring mental health diagnoses.



Hub and spoke participants encountered stigma and discrimination in the community at large, as well as in treatment settings. Many (62.7%, n = 104) had worried to some extent that others would view them unfavorably because they were in treatment, and 11.4% (n = 19) had avoided treatment because they were concerned about how others would react. Stigma toward MAT was also a problem among the recovery community, and 27.0% (n = 43) felt that others were never accepting of their use of medications.

Figure 34. Frequency participants felt discriminated against by health professionals



Although most participants (65.1%, n = 108) felt that they had never been discriminated against by health professionals because of their substance use disorder, one-fifth (20.4%, n = 34) sometimes, frequently or always faced discrimination (see Figure 34). A spoke patient explained how this felt:

There were doctors there, at [the clinic], and they just started prescribing Suboxone. So, after that, they're a little uncomfortable with dealing with like, excuse my wording, but doping... You can tell they're hella uncomfortable. Even when [my doctor] comes into the room and has to close the door- Like, I feel like she's scared of me being in the room.

Later in the interview, the participant continued that they would like if the doctor better understood “therapeutic values, like just talking with me.”

“If they could see us as people, too, there would be a lot more people walking in off the streets wanting to get help.”

One participant described how compassionate and non-judgmental care could encourage more people to access treatment:

You know, if I could say one thing, it would be more addicts would be prone to actually seeking treatment if they had a provider like mine who, in the easiest, softest way, and in the fewest words, pretty much convinced me that I was worth it. You know? I feel like if more of the doctors that participate in this program could see people in my shoes as not just, you know, a low life or, you know, the scum of the earth. You know, if they could see us as people, too, there would be a lot more people walking in off the streets wanting to get help... Yeah. I mean, she just, she generally cares, you know? And I've never seen anybody practice medicine like that. That's all I can say.

Another participant, comparing their current treatment at an OTP to a past negative experience, explained how not being stigmatized helped them to stay in treatment:

I mean, there's nobody looking down their nose. That's really rare, usually. Because, when I would go to [another OTP] before, there was always that one person trying the lift up the nose thing. You can tell they just kind of think of you less-than because you're an addict. And I have not experienced that this time. I mean, they're awesome. Everybody there is awesome. It makes for a positive experience. It helps you to keep going. There's a lot of unity.

Numerous participants noted how much they appreciated when they were treated “like a person” by treatment providers and staff. One participant compared their positive experience receiving treatment at a hub to that of a local hospital, where they were stigmatized for their substance use:

I think they really care. I know it's their job and everything but nobody has ever treated me bad or, you know what I mean? Its just, there, they treat you like a person and nobody, nobody at all looks down on you. At the medical hospital, I had a dirty test for speed, and I went in there for a bladder infection. And ever since then, every time I go in there, I get treated like I'm a drug addict... That's at the only hospital there is in [this city]... It's really terrible. I mean, whether I'm high on speed or not, I get treated like that every time I go in there now, whether I have cut finger or a broken arm or whatever. They just treat you bad there now.

While stigmatizing experiences were more frequently described as taking place in health care settings, rather than specialty SUD treatment, there was a sense that things were changing. One participant described these changes, and even referenced the impact of a “government-approved program.”

There's been a radical shift, a radical change in health care providers. I mean, all the way from nurses up to doctors. At least the ones I've met so far. There's been a radical shift in thinking where they no longer stigmatize addicts like myself. And I find that so refreshing, and so much more than refreshing... Because in the past... if you went to the E.R. or you sought some kind of medical treatment for anything related to addiction, even if it was an injury, and you're obviously a junkie or whatever, they would look down their nose at you. They would put you in the back. You know, “You did this to yourself. You can wait.” That kind of thing. I mean, this is from health care providers, from nurses and doctors. I don't see that so much anymore... And, initially, I was stunned by this. I couldn't believe it. And... I've asked my counselor about this. And she said, “Well, I guess it's this government-approved program” or something. But it seems to me like they're shifting that thing that- you have a problem, you have a disease and it needs to be treated and, you know, you're not- It's, “How can we help you?” And it's very straight up and honest. And they give really good, solid advice... And it almost makes me want to cry because I'm just so stunned and so happy.... And I feel better about myself. I'm more active and more concentrated, more focused on my recovery because of that. Because, it's not like you're a piece of shit. “We're just gonna try to help you to get better... You want to do this?”

“There's been a radical shift in thinking where they no longer stigmatize addicts like myself. And I find that so refreshing... And it almost makes me want to cry because I'm just so stunned and so happy.”

Welcome, and we're here to help. If you really want to do this, we're here for you" ... I feel so much better about myself. That I'm really doing something positive. And I am not stigmatized. That's the word. Yeah. I don't feel that... There's this 180 degree shift.

Although these positive experiences illustrate the impact of provider training on stigma, these changes might not yet be systematized throughout H&SS. Most (90.6%, n = 58) spoke administrators felt that their spokes provided culturally competent care, and 80.6% (n = 50) felt that their staff had experience providing trauma-informed care. However, given the proportion of patients still experiencing stigma, hub and spoke leadership may need to institute further anti-discrimination policy and education. This is particularly important for patients from marginalized backgrounds facing health disparities, such as people of color, patients experiencing homelessness, patients speaking languages other than English, patients living in rural areas, and patients with co-occurring mental health conditions.

Unhoused Patients

Only about half (52.5%, n = 31) of spoke administrators felt that their spokes had adequate referral resources for housing supports to provide to unhoused patients. In addition, when spoke administrators were asked which services they would find most critical to addressing the needs of the populations their sites served, "housing" was the most commonly written response. Lacking such resources is a barrier to treatment for these patients. As one participant who hoped her treatment center would institute a homeless outreach program explained:

I will say it is very hard to stay clean being homeless, because most people in the homeless community are active users. So a lot of the people, you know, when you're homeless that you come into contact with are homeless. And it's very hard to stay clean that way because- Like where they have the camps, where people set up tents and stuff all together... you kind of have to do it in a community so your tent doesn't get stolen or what not. But we're the only people clean, you know. Everybody else there, they're using drugs around you right out in the open. You know, that could be a trigger. It just makes it hard.

In addition to lacking stable housing and a safe location to store medications, which prevented her from getting take-home doses, she felt triggered among the community she lived in.

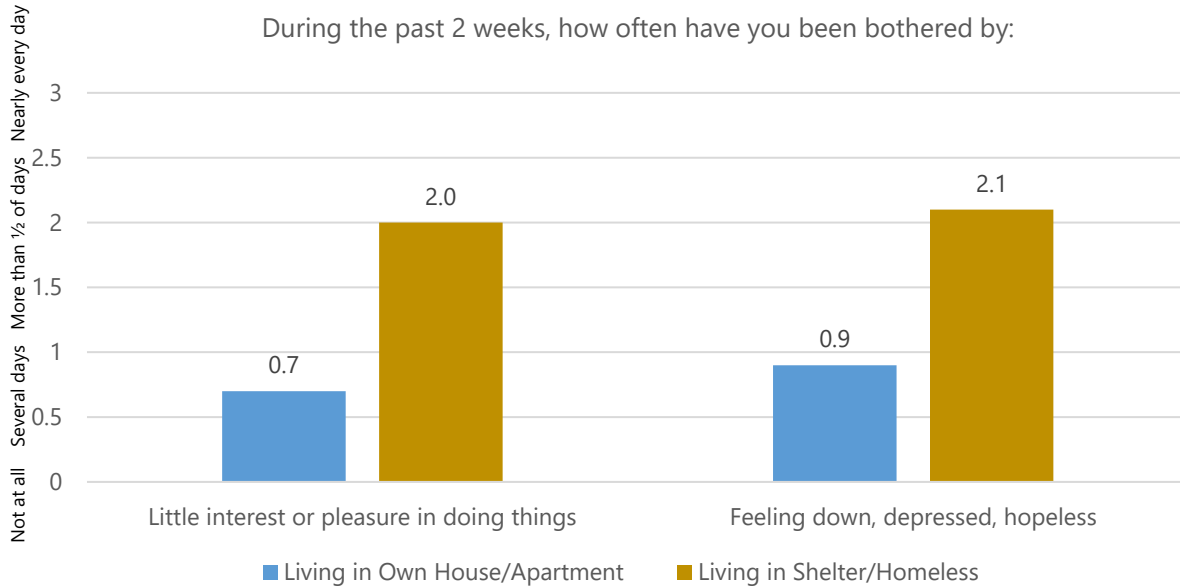
Another unhoused participant described the types of services they would like to see:

It would be nice if they had somebody who could like help people with housing, or like- I don't know, like the social services... or help people get like some sort of aid. Because so many people that go to like these [treatment centers] are homeless, and they just really could probably use a lot of support and help. And

like those things would help me too. But I don't know I just feel like it would be really nice to have even just like one person hired on to help people find programs that can help them. Because a lot of times people don't know how to like navigate all of that stuff."

Patients who were unhoused also struggled more than others with mental health.

Figure 35. **PHQ-2 scores by housing situation**



Those who were unhoused or lived in shelters received significantly higher scores on the PHQ-2 at follow up than those living in their own homes ($p < .001$), indicating greater depressive symptoms (Figure 35).

The same participant who struggled with triggers in the homeless encampments also described feeling judged by staff due to her housing circumstances:

It just feels like there are a couple people that look down on you because, you know, of the situation that we're in. Like we're homeless because, you know, that's directly related to our drug addiction. But, now, they don't understand why we're still homeless even though we are clean. But if they're not going to take the time to listen then- Yeah. It was easy to dig the hole. It just takes a lot more time to get out of it, especially when you're doing everything legally now.

Despite the great efforts this participant took to attend treatment regularly, she still felt that staff looked down upon and, at times, punished her for her living situation. It was difficult to find stable housing, and she hoped staff would listen more and understand these challenges.

One FQHC spoke in an urban area made addressing the needs of homeless and other underserved patients a priority. They offered a full “Circle of Care,” which included transitional housing on site, transportation vans, a food pantry, job search assistance and a community garden. This whole person care approach was realized by staff who aimed to connect with patients without being judgmental. One provider interviewed during a visit to this spoke explained:

Each individual that works here does a really good job of connecting with the patients. So I think that’s a really big part as to why our patients come back. They don’t feel judged, they feel comfortable here. And so despite these challenges with some of their diagnoses, they start feeling connected to staff members here. And sometimes they start feeling like this is their home, their safe place kind of, which is what we’re trying to foster.

This approach, combined with the wide array of services and referral resources available may help other hubs and spokes better serve the needs of unhoused patients, ultimately making treatment more accessible.

Patients Speaking Languages Other than English

According to the Census Bureau 2016 American Community Survey, nearly half (44.6%) of Californians speak a language other than English at home (“Percent of People 5 Years” 2016). Yet full access to treatment services for those with opioid use disorders who do not speak English or prefer to use a language other than English may be lacking. Year 3 provider surveys revealed that 11.1% (n = 3) of hub and 11.9% (n = 7) spoke administrators said their locations don’t have the staff and other resources needed to treat patients with OUD who speak a language other than English. A considerable proportion of hub (15.4%, n = 4) and spoke (26.4%, n = 14) administrators also indicated that their locations did not offer outreach and education materials in languages other than English. This problem has continued on from Year 2. Many of those with opioid use disorders whose primary language is not English may still be unaware that these services exist.

Almost all (93.4%, n = 155) participants strongly agreed that they were able to access services in their preferred language at their hub or spoke treatment center. However, this is likely the result of the very small number of interviews completed with Spanish-speaking patients to date. One participant who did speak Spanish explained how this affected her treatment. She liked that the program offered individual therapy, but, she said, “it’s a problem because I understand English but I can’t speak.” Her counseling was less effective because she had difficulty responding to the counselor. The evaluation team has requested that hubs and spokes refer an increased number of patients who speak Spanish, to further detect issues like this.

People of Color

Overall, people of color (POC) completing follow-up interviews (n = 64) faced more barriers to treatment than participants who were white alone did. POC were significantly less likely to feel that the location of their treatment center was convenient for them (p = .04), despite being more likely to live in larger counties and have shorter travel times to clinics. In qualitative components of interviews, POC cited transportation issues (e.g., lacking a car), difficulty paying for the cost of gas, and health issues that made travel painful as barriers to convenience that they faced. One participant explained, "They don't take into consideration that I take a [rideshare] there every day. I have to pay \$60 to go there every day and come back... And it's like I spend more than I did on drugs." Hubs and spokes should ensure equitable access to the services they provide for POC, particularly transportation tokens and other financial resources to offset the cost of travel, even in urban areas.

POC also reported significantly more days of being incarcerated (p = .03) and stopped or arrested by police (borderline; p = .058) during the past 30 days at follow-up than white participants. This is reflective of the widespread carceral violence disproportionately placed on POC, particularly Black and African American people, in the US. Despite the fact that African Americans make up only 5% of those who use illicit drugs, 29% of those arrested and 33% of those incarcerated for drug offenses are African American (NAACP 2020). As the American Public Health Association (APHA 2020) articulated, police violence towards communities of color is a public health crisis. It intersects in many ways with substance use and treatment access issues. These data highlight the importance of continuing to advance non-carceral responses to substance use in the California Hub and Spoke program, and in state and federal policy-making more broadly.

Patients Living in Rural Areas



Patients in rural areas face unique barriers to accessing treatment such as distance to treatment centers, lack of transportation options, and impacted clinics with long wait times. As of the time of this report, 30 patients living in rural counties had been interviewed.

Figure 36. Mean travel time to clinic and pharmacy (minutes)

Patient Home County Size	OTP Patients		OBOT Patients	
	Time to Clinic	Time to Pharmacy	Time to Clinic	Time to Pharmacy
Rural (50 people per square mile)	38.8	17.9	44.7	25.6
Small (51- 200 people per square mile)	28.0	14.4	17.3	15.0
Medium (201-600 people per square mile)	21.8	12.0	18.3	13.1
Large (≥ 600 people per square mile)	18.5	13.0	10.9	10.9

The average travel time to the clinic or treatment center for patients living in rural counties was 42.3 minutes ($SD = 30.0$; Figure 36). Although travel times met [DHCS network adequacy standards](#) ("Medicaid Managed Care" 2019), 23.8% ($n = 5$) of participants in rural areas did not feel that the treatment center location was convenient for them. Pharmacy travel time was much lower, with an average of 22.5 minutes ($SD = 21.6$), indicating that pharmacies could play a crucial role in ensuring access to medications in these areas, as Compton et al. (2019) have suggested.

One participant living in a rural area who dosed at a local medication unit and named distance to the main clinic location for weekly medical and counseling visits as the biggest obstacle to treatment detailed how inconvenient seeking treatment under these conditions could be:

I have to drive an hour away once a week. And with my work schedule, I have to be at the clinic by 5:00 am, which means I have to leave- I have to be up at 2:30 or 3:00. And then I leave my house no later than 3:45 to get there on time. And then I have to go straight from the clinic to work, and work a full day half awake.

These long distances also affected the affordability of seeking treatment. The same participant noted that driving to the clinic took "over an hour both ways, so two hours' drive time. Plus gas is over \$4 a gallon."

These barriers likely prevented many additional potential patients from seeking treatment altogether. A team in one spoke serving rural areas observed:

Provider 1: There's a part of [the county]... It's up in [the mountains]. And if you look at where opioid use is, that's one high use area. And there aren't any community clinics there... So I would love to branch there and have a van or an RV or something where we could do the same thing up there - we could do MAT and primary care and behavioral health all in one.

Provider 2: Yeah and I could tell you exactly where to park that van, because I live up there.

Interviewer: How far is that, in driving distance?

Provider 2: Between 30 and 40 minutes. It's not super far but it's pretty isolated. There's like one bus that goes there and down. And so, yeah, transportation is a big issue. We do have patients who come here from there. But we're definitely missing some, I'm sure.

For this clinic, although drive times for rural patients were relatively reasonable, patients relying on public transportation had extremely limited access to treatment.

In addition to challenges to reaching treatment, those with OUD in rural areas also faced greater risks. Two-thirds (66.7%, n = 14) patients in rural areas had used heroin, 61.9% (n = 13) had used fentanyl, and 61.9% (n = 13) had injected opioids at some point in their lifetime. The majority (85.7%, n = 6) of those who still used this method of administration reported that they had access to a needle/syringe exchange program.

Access to naloxone was more limited. Over half (52.4%, n = 11) of patients living in rural areas reported that they had overdosed on opioids in the past, yet only 3 had been revived using naloxone. Over half (60.0%, n = 12) did not have access to naloxone. These data correspond with [ESRI Opioid Mapping Initiative](#) data, demonstrating a lack of locations to obtain naloxone in rural areas throughout the state. There is a continued need to increase naloxone access, particularly in areas with high overdose death rates.

Patients with Co-Occurring Mental Health Diagnoses

Mental health conditions may be under-addressed in hub and spoke settings. Almost half (48.8%, n = 81) of participants completing follow-up interviews indicated that they had been diagnosed with a co-occurring mental health condition. Yet 17.5% (n = 11) of spoke administrators did not agree that they have the resources they needed to treat or make referrals for these patients. One participant with ADHD explained how difficult the lack of coordination between her mental health care and her substance use treatment had been:

I have ADHD. I feel that a lot of people with substance use disorders are ADHD. [The staff] could be better trained. Nobody really knows much about and how much it intersects with substance abuse. So, I had to go to L.A. and get my own- I had to pay a lot of money to see a specialist and get an assessment. So that's a huge problem... She was very, I'm just going to say, uneducated in that area, and unhelpful. And unwilling to diagnose me or prescribe me because of my substance abuse history... They're working with me now. I do get prescribed. But I would say, you know, just having substance abuse in my background just kinda creates a whole different context for who I am and what I need.

This demonstrates a clear need for more integrated services and referral resources with expertise in substance use. Patients with mental health diagnoses also faced greater stigma. Patients who reported having a co-occurring mental health diagnosis were significantly more likely to feel they had been discriminated against by a health professional than those who did not ($p = .001$). They were also more likely to be worried that others would view them unfavorably because they were in treatment ($p = .01$).

Moreover, those with mental health diagnoses were more likely to have used fentanyl ($p = .03$), leading to greater risk of overdose.

Promising Practices: Acceptability

- Require stigma training for all staff (prescribers, MAT teams, front office staff), and training on cultural competence and trauma-informed care for all practitioners
- Institute anti-discrimination policy at each clinic
- Consider building on-site transitional housing, or develop strong connections with referral resources for patients experiencing homelessness
- Use mobile clinics or offer transportation services, such as vans, to patients living in rural areas
- Develop strong connections with referral resources who are informed about substance use treatment for patients with co-occurring mental health conditions
- Ensure equitable access to treatment for people of color. In particular, offer financial resources to make sure treatment is affordable
- Offer all materials in languages other than English, especially outreach and education materials.
- Hire staff who are multi-lingual
- Connect with naloxone distribution programs and pharmacies to ensure that all patients have access to naloxone in case of an overdose, especially those living in rural areas

AFFORDABILITY



The “Affordability” domain of access focuses on patients’ abilities to afford treatment (Levesque et al. 2013). Data presented here build on the content of the Year 2 evaluation data. Some findings are repeated, where relevant, and new data are presented.

The Hub and Spoke program covers the cost of MAT for patients who are uninsured and ineligible for Medi-Cal. In Year 3, over half (56.4%, n = 35) of spoke administrators felt that their spokes had the resources needed to provide OUD services to patients who were uninsured or underinsured. One spoke administrator described the impact the grant has made for patients who might otherwise be unable to afford treatment:

“I appreciate this program. They're very helpful. And if it wasn't for that program, God knows where I'd be right now – if I'd still be alive.”

A lot of our patients are extremely underserved and low-income. And I think that the grant is just a huge blessing in a lot of ways, because without the opportunity [the patients] probably wouldn't pursue [treatment].

Although many hubs and spokes, particularly FQHCs, were already able to help patients cover treatment costs and help them to sign up for Medi-Cal or other insurance, the ability to provide treatment without a delay while waiting on insurance approvals was seen as a critical benefit of the grant. In response to the survey, one provider explained:

Being on the grant, we don't have to turn anyone away because they can't afford to pay for [treatment]. So they can initiate services, get coordinated with case management, eventually get insurance going. But it doesn't delay their ability to access treatment.

Despite the generally positive experiences with the grant, not all administrators felt that the hub and spoke program had made a meaningful impact in this capacity. One survey respondent explained:

The hub and spoke model provided very little support for our area. Our patient population is largely comprised of Medi-Cal patients therefore their services are covered. Further, we have been providing MAT care for many years prior, about 20 of our 218 patients received assistance in covering the cost of medication for either uninsured or under insured patients. A prescription assistance program that aids documented and undocumented individuals with OUD would have [been] equally or more effective to meet our needs.

This recommendation may indicate that the support provided to spokes through H&S grants may be more useful if tailored to the needs and existing capacity of each spoke.

One patient whose treatment was funded by the grant described his experience with the program:

This program is funded by the state. They let people in for free, and they're really compassionate and helpful. If you're homeless, if you're on drugs, it doesn't matter. They just want you to come in and get help. So awesome.

Later, he continued, "I appreciate this program. They're very helpful. And if it wasn't for that program, God knows where I'd be right now – if I'd still be alive." Still, one-quarter (24.7%, n = 40) of participants felt that they could not afford the treatment they wanted to receive, even with the benefits H&S provided.

Affordability became a particularly important barrier as H&S funding drew to a close. One interview participant who was paying for treatment out of pocket because his clinic told him they were out of grant money described the cost as "astronomical." He explained:

I think if they had more of- I don't know if you want to call it, like a grant or something. Or some kind of program to where people need help but they can't afford it. Not everyone has insurance. If you can't afford insurance, how are you supposed to afford trying to get your life back together? You know, there's people that have jobs but don't make very much money. And you don't have county health insurance, so you're not going to get any help at that place. And then trying to afford that service out of pocket- I think they need to try to find a way to make that happen.

Providers were also concerned about the sustainability of the program for uninsured patients once funding ended. At a site visit to a rural spoke, discussions about this topic elicited concerns over what would happen to patients whose costs were currently being covered by the grant.

Interviewer: What are your thoughts on when the grant funding goes away?

Provider: Fear. Because the program covers any of the co-pays, here and at the pharmacy. And because we're so rural that that extra money the patients are saving maybe is going towards other means to help them with their progress.

The spoke providers were worried that those whose medication costs were being covered might no longer be able to afford treatment without the hub and spoke program, potentially leading to relapse and overdose.

Promising Practices: Affordability

Although addressing affordability is a challenge that extends beyond the scope of what is funded by H&S, and should incorporate universal health care, as hubs and spokes look to the future, promising practices to ensure that treatment is as affordable as possible should include:

- Tailor support to the needs and existing treatment capacity of each spoke
- Develop sustainable funding mechanisms for current grant services



APPROPRIATENESS

Appropriateness refers to the adequacy and quality of services provided. Levesque et al. (2013) emphasize that “one should not have access to health care based on geographical and organizational availability and affordability alone, but that access encompasses the possibility to choose acceptable and effective services” (p. 6). Appropriateness encompasses the quality of services, as well as patient satisfaction with care and patient empowerment (e.g., involvement in decision-making). Many access barriers related to appropriateness emerged from interviews with H&S patients. Data presented here build on the content of the Year 2 evaluation data. Some findings are repeated, where relevant, and new data are presented.

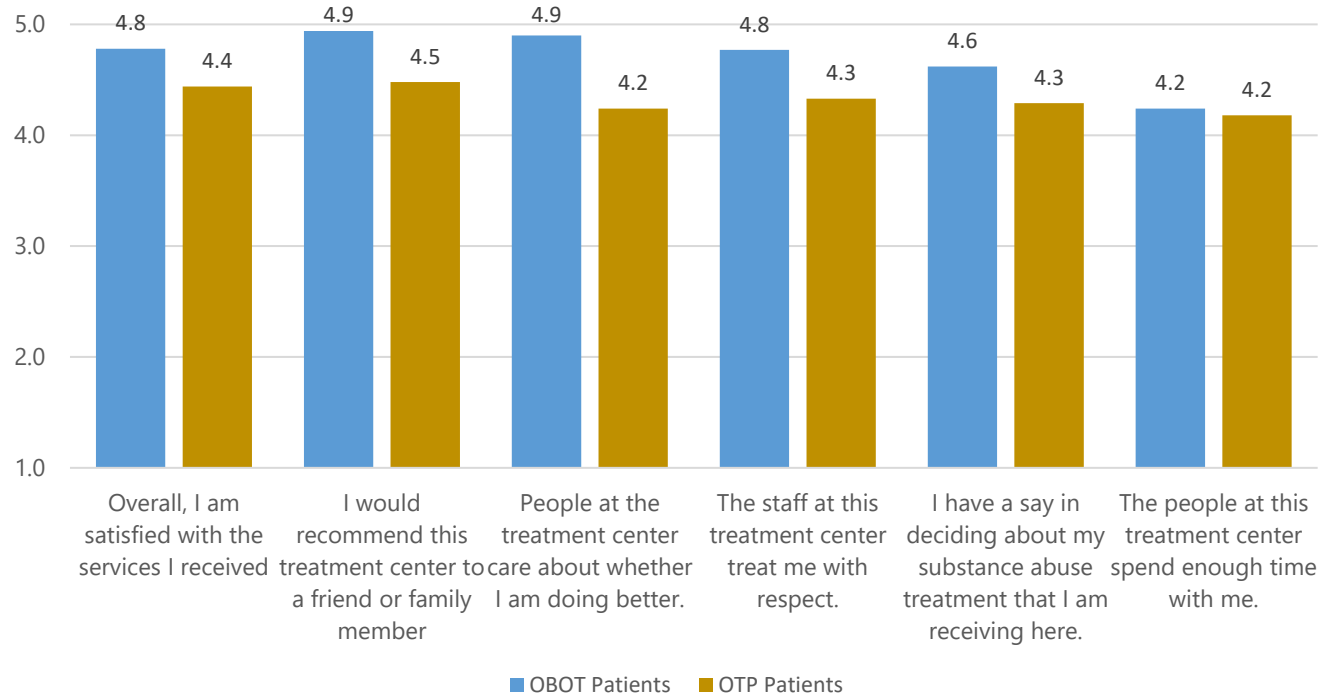
Treatment Satisfaction

Patients generally had positive treatment experiences. Most patients felt that staff at the hubs and spokes treated them with respect (87.4%, n = 145), cared about whether they were doing better (86.2%, n = 143), and spent enough time with them (80.8%, n = 134). One participant described her positive treatment experience:

They're just the most incredible health care professionals I've ever worked with. They get me in whenever. They take their time with me... and if I make mistakes, we just keep going. They don't threaten to kick me out. It's just wonderful.

However, there were significant differences in satisfaction between patients receiving treatment in OTPs vs. OBOTs.

Figure 37. **Treatment experiences by treatment setting**



At follow up, patients receiving treatment in OBOT settings were significantly more likely than patients in OTP settings to agree that (Figure 37):

- Overall, they were satisfied with the services they received ($p = .026$)
- They would recommend the treatment center to a friend or family member ($p = .003$)
- Staff at the treatment center treat them with respect ($p = .016$)
- People at the treatment center spent enough time with them ($p = .029$)
- People at the treatment center cared about whether they are doing better ($p < .001$)

These differences were reflected in participants' narratives. Comparing the two, one OBOT patient explained:

I tried to go to a methadone clinic one time and they were really fucked up about it. They said, "We can't help you, and you are just going to have to ride it out." I thought there was no hope, and then I found the Suboxone clinic and turned my life around, seriously... And that's also what was so great about the program. Because I talk to them and they're able to help me out. Compared to, you know, if I go to methadone clinic and they are like, "You have to come in everyday at a certain time." They don't work with your schedule at all. And I was like, "Well, I work before most people even get out of bed." So, it's like, that's never going to happen. And they are like, "Well that is too bad, guess you have to go."

This inflexibility in OTP settings, especially around daily dosing schedules, was a common barrier faced by many participants.

Dosing

Medication dosing was only described as a problem in OTP settings, which was expected, given regulations in these setting. Sixteen OTP patients described being dissatisfied with daily dosing and requirements for take-home doses. Many described feeling confined by their treatment clinics because of daily dosing schedules. For example, one patient explained how daily dosing was an obstacle to treatment:

Just the fact that you're tied to it. You have to be there every day. It makes keeping a job and everything, every aspect of your life more challenging... I think it could be better if the laws would change.

Another echoed these sentiments, explaining how daily dosing made her feel stuck in place and time:

The biggest obstacle? I would say planning for the future. It's harder to do when you think about being at the clinic, and having to continue to go to the clinic, and not really have a game plan for people getting out of the clinic. I feel it's- People

are in there for life. Even like the immediate future. You know you can't even go out of town or anything.

Still another felt that the daily dosing schedule impeded his independence:

I would like to be able to get a larger prescription, because I am a busy person and it's inconvenient having to go back, you know, repetitively. And I understand there's protocol. But the only thing I would strive for is more independence with my medication.

Numerous patients also described requirements for take-homes as unclear. For example:

The take-home process takes a long time. It's kind of up to whether they do the paperwork or not. There should be more of a specific outline, and it should be followed.

Another described favoritism in the process for determining who received take-homes:

I failed a drug test. I had Ritalin in my system or whatever. And, usually, there's consequences of one week you don't get your take homes. But it- Like they're not consistent with that. For some people it'll be a week that they take their take-homes. And like for me it's been three weeks that they took my take-homes... It's just the rules aren't followed systematically for everyone.



Several patients also felt that tying take-home doses to treatment staff assessments of conduct allowed for retaliation. A participant who tried to change the time that they arrived at the clinic explained:

I mean, it's just like a power trip... We feel like they retaliated against us, in a way. Because once we [tried to change the schedule], then they made things harder for us. I was supposed to get more take-homes, and all of a sudden they lost my chart... And that was all because of us trying to come there at 5:00 in the morning.

Another described how she regularly worried about retaliation because of staff control over dosing:

Because it leaves a lot of control in those people's hands, right? So when they get upset with you or- Because you're dealing with them every day, it becomes like almost like, as odd as it sounds, like a friend/family type relationship. And, so, let's say they get upset with you, they have the control over your medication, which is what's dictating your life. I think that's really scary and unfair. And honestly it makes you afraid of retaliation. And it makes you almost not want to say anything, because then you don't know how it's really going to- who it's really going to get to, if you're really going to stay anonymous. And then you're afraid of the retaliation. Because, whether or not they say they don't, they can.

Tying dosing to counseling appointments also proved to be a problem for many. One participant explained:

I mean, sometimes it just doesn't work out where I can make every counseling appointment. I have two children and a full-time job, and other stuff. So sometimes is hard. And they'll withhold my dose if I don't.

Another described the consequences, like treatment setbacks, that missing a daily dose could have:

Say you're on methadone, and you have to check into that place every single day. They don't give you take-homes for six months. So, what happens if, let's say, you miss a day or two? What if you can't make it? You know, then you're sick off that shit and you need to get better. So, what's going to happen is you're going to go end up using heroin or something to get you better as quick as possible. So, you could be doing well on the program. But the fact is, what if you can't make it to that place that day and then you're sick? You're gonna go get loaded. Which is all there is to it.

Daily dosing schedules and requirements tied to dosing created numerous barriers to remaining in treatment for many patients. However, when the COVID-19 pandemic began, and the federal

government to granted states the ability to loosen OTP regulations to facilitate continued treatment access, many of these barriers were relieved. Many H&S OTPs newly allowed take-home doses of up to 28 days. Between April and June 2020, we interviewed 12 OTP patients about the impact of COVID-19 on accessing MAT. Half of the patients interviewed found that accessing treatment had become easier during the pandemic. All of these patients cited take-home dosing as the reason. As one patient explained, "I can wake up and take my dose, and go about my day. I don't have to worry about the two hours just to get it. Like it's just right there for me."

Counseling Adequacy

In addition to the difficulties caused by tying counseling to dosing, many patients described experiences with inadequate counseling. One participant compared his current experiences to counseling he received in the past:

I've never been in treatment for drugs [before]. But I did have to do DUI classes for a DUI when I was younger. You had to do like a group setting type thing. And I would say that it was kind of like AA-based. But those counselors- I talked about like, responsible things. This counselor talks about what Netflix movie you watch. You don't talk about shit. You can literally bullshit for the amount of time just to fulfill the law.

Another patient expressed her disappointment with the level of counseling that she received:

I thought what I was going to get was a place where I could delve into why I felt the need to use drugs to begin with. You know, there's got to be a reason. Because not everybody in the world uses drugs... I would think that counselor would talk more about that kind of stuff than what she does... I'm not getting anywhere to find out. So I don't feel- You know, I'm just kind of spinning my wheels.

Other patients struggled with relating to the counselors they were matched with. One woman explained:

He's a younger male. You know, it's probably a completely different lifestyle than I have, or background. So I'm not sure he can relate to me on any personal level... It's just, you know, sometimes it's hard. Because if you're not getting the right counseling going into this process, for me, it's like, I want to be done with the medication completely... I'm tired. I'm overwhelmed.

Another patient who left treatment before 3 months explained how a difficult counseling match impacted her treatment:

I think if they could be a little bit more flexible with the counseling that they offer. Because I wasn't comfortable with the counselor that they assigned to me, because I know I felt she was like mean and rude. And I connected more with some of the other counselors. And I felt like I would have gotten better treatment if I could have been assigned to one of the other counselors.

Many patients who were satisfied with the counseling they received expressed appreciation for feeling like their counselors could relate to their experiences. For example, one patient explained:

The counselor I have, he understands because he's been there before. So, you know, when they get people there that are in recovery themselves, that really helps because they understand you better.

This highlights the value of the level of care that counselors with lived experience and peer support specialists can offer in settings that provide MAT.

Decision-Making



Although the majority (85.6%, $n = 142$) of participants agreed that they had a say in deciding about their treatment, 12.0% ($n = 20$) felt this was not the case. Further, only 35.6% ($n = 47$) of patients interviewed at baseline said that they talked with their doctors about medication options. When asked if she felt like her provider had respect for her treatment preferences and included her in making decisions about her care, one participant said they did not:

I feel like no, they don't have respect for treatment decisions. If I felt like I wanted to go up in dose or go down in dose, just to see a counselor it would take about a month. And then when I did see my counselor and I wanted to change something they'd tell me that, you know, they didn't feel the same way as me or, you know, they didn't care what I was saying or, you know- It's just almost like they didn't care at all. Like they didn't see me as being a person. They just didn't even care about helping people.

In addition to not feeling listened to, several patients felt that staff had forced them into treatment decisions that they did not want to make. One patient said this was what she least liked about the treatment she received:

What I don't like is I that I've felt bullied into decisions that I didn't agree with. Like not lowering my medication or not transferring to another clinic, or just various decisions. I've felt like I've been like bullied into making decisions I didn't agree with.

Another patient, who ultimately transferred to a new treatment location, described feeling intimidated:

And they do take their ability to control things a little too far. It's very disrespectful to addicts. It's not helpful. Basically, they do behavior modification. But it's really intimidating, it's scary. And I think that's a lot of times why addicts don't seek treatment, honestly. I left. I didn't have anywhere to go. But I didn't want to be brow beaten and intimidated.

An OTP patient who felt very satisfied with the treatment she had received explained how being part of treatment planning helped her feel safer:

I feel like I do have a lot of say in it... And I feel like it's a safe place for me to be. It's a safe environment... I've been able to raise and or lower my dose as needed. And there has been no judgment or pressure. And there are regular treatment plans done where I get to say what aspect I want to work on, and now I want to work on those.

Including patients in treatment planning as an ongoing process is a promising practice for improving treatment experience and retaining patients in care.

Wait Times

One-third (33.4%, n = 38) of OTP patients did not feel that the amount of time they had to wait for services was acceptable. A participant explained how long waits could be a triggering experience:

They're only open for two and a half hours on the weekends. And the lines are out the door. And they have five doors that can be open, but there's only two doors open on the weekend. And they cram everybody who goes to the clinic in there on those two and a half hours, and you wait an hour in line. And it just blows your mind and makes the whole experience sitting there in line going, 'Well, who can I call to go get some drugs? Because this is going to take hours"... I mean, it's a very bad experience. I'm sure it's a trigger for a lot of people.

Providing treatment in a more timely manner may be challenging due to long waitlists at treatment centers. Increasing prescriber activity in OBOTs, and working with all waived providers to start prescribing would build more capacity statewide. In addition, more spokes might consider offering at-home inductions, to avoid delays related to clinic space. Two spokes at which site visits were conducted noted that they completed all at-home inductions, and that they had done so since their programs were founded. Both had addiction psychiatrists on staff who helped them to establish their protocols.

Additional Services Recommendations

In addition to substance use treatment, the services that most patients described receiving in hubs and spokes were mental health services and job skills/referrals. However, 17.1% (n = 18) of hub and 8.0% (n = 4) of spoke patients interviewed felt that they did not get any services beyond their substance use treatment.

When asked which services would be most helpful to add into the H&S clinics, the most commonly recommended services in spokes were:

- Childcare; and
- Medical care for co-occurring conditions (e.g., hepatitis, dental issues)

The latter was surprising, given that most spokes were health care settings.

The most commonly needed services described in hubs were:

- Case management (e.g. for assistance with legal services, signing up for disability and unemployment)
- Housing services
- More staff
- Mental health/psychiatry services; and
- More counseling, including:
 - More support groups
 - Family counseling

When asked which services would be most helpful to her, one participant instead described how she wished the staff would show more empathy and acceptance:

I think that some of the staff there that you interact with could be more compassionate, you know, show more compassion. That's what I don't like. I think that, you know, maybe they should have people there that have experience in this kind of issue and that are more compassionate.

One very experienced provider addressed these concerns, describing the harm reduction approach that they took to interacting with patients:

I have worked in this field in this agency for 28 years and believe that the patient who presents for treatment deserves to be met and assisted at their current stage of readiness for change, and that the patient's ability to take the significant risk of choosing sobriety requires patience and acceptance on the part of the treatment provider. Miracles do happen more frequently than one might normally expect.

An OBOT patient who was satisfied with the quality of his care reiterated the importance of compassion and respect on the part of the treatment provider:

I don't want to sound corny, but here in the streets, here in the dirt here- Here, these people have such a brilliant and fantastic attitude. And they make it so much easier- Because nothing about this is easy. But they do make it more accessible. And, again, they treat me with respect and some compassion. But, mostly, it's just honest. And it's just, you know, "We got your back and this is what we're going to do. And, you know, we have all these other options available to you. You can say yes, you can say no. You're not-" I don't have to do this. I don't have to do that... It's not like I got to report to my parole officer or some shit. It's not like that at all. And that's the biggest thing, I think... And, so far, from what I've seen, these people are just fantastic. They really are. I have no complaints. None. But as far as making an improvement, it's just- Just keep doing what you're doing and do more of it.

Promising Practices: Appropriateness

- Patients should be presented with all medication options and be fully informed in planning their treatment alongside the prescriber
- Offer at-home inductions. Have an expert (e.g., addiction psychiatrist) provide training to staff about take-home procedures
- Offer individual and family therapy, but do not make therapy a requirement for accessing medications
- Hire peer support specialists and counselors with lived experience
- Include patients in creating treatment plans, and revise plan on an ongoing basis
- Take a harm reduction approach to providing treatment and meet the patient "where they are at"



RECOMMENDATIONS AND NEXT STEPS

Summary of Promising Practices

Promising Practices are cumulative, reflecting results from all three years of evaluation data.

Availability and Accommodation

- Hubs should work with spokes to ensure that they all have the resources needed to start prescribing buprenorphine
- Offer low-barrier care that requires limited visits to the clinic (no mandatory counseling, lessen requirements for medication units)
- Offer transportation tokens and/or assist patients with insurance process for covering transportation costs
- Offer telehealth services to allow for more convenient treatment options, particularly for patients living in rural areas, patients who lack reliable transportation, or patients who have mobility issues
- Establish relationships with local pharmacies and keep them informed of training opportunities
- Encourage prescribers to write prescriptions with Dispense as Written (DAW) of 0. This allows pharmacists to use brand or generic, depending on what their insurance covers
- Encourage prescribers to clearly write either Opioid Dependence or Opioid Use Disorder as the indication on prescriptions. Insurance companies will not reimburse for sublingual tablets or films when the indication is pain

Approachability

- A multifaceted approach to advertising with flyers, brochures and radio/television campaigns in the clinic and the community at large
 - Hubs should offer resources to spokes to help develop and disseminate these materials
- Normalizing MAT in health care settings by advertising buprenorphine alongside other health care services
- Employing peer support workers to build community relationships and recruit potential patients
 - If possible, hire peer support workers directly through the spoke, as part of the MAT Team, to allow them to aid with care navigation and patient retention
 - Given reimbursement challenges due to current Medi-Cal policy on peer recovery services, partnering with harm reduction organizations with street outreach teams may help clinics reach new patients
- Developing a listserv with other local practitioners, such as behavioral health providers, emergency medicine providers, pharmacists, harm reduction organizations, and syringe exchange programs to share knowledge and develop referral resources
- Increase screening for substance use disorders to identify current patients who may be in need of treatment

Acceptability

- Require stigma training for all staff (prescribers, MAT teams, front office staff), and training on cultural competence and trauma-informed care for all practitioners
- Institute anti-discrimination policy at each clinic
- Consider building on-site transitional housing, or develop strong connections with referral resources for patients experiencing homelessness
- Use mobile clinics or offer transportation services, such as vans, to patients living in rural areas
- Develop strong connections with referral resources who are informed about substance use treatment for patients with co-occurring mental health conditions
- Ensure equitable access to treatment for people of color. In particular, offer financial resources to make sure treatment is affordable
- Offer all materials in languages other than English, especially outreach and education materials.
- Hire staff who are multi-lingual
- Connect with naloxone distribution programs and pharmacies to ensure that all patients have access to naloxone in case of an overdose, especially those living in rural areas

Affordability

- Tailor support to the needs and existing treatment capacity of each spoke
- Develop sustainable funding mechanisms for current grant services

Appropriateness

- Patients should be presented with all medication options and be fully informed in planning their treatment alongside the prescriber
- Offer at-home inductions. Have an expert (e.g., addiction psychiatrist) provide training to staff about take-home procedures
- Offer individual and family therapy, but do not make therapy a requirement for accessing medications
- Hire peer support specialists and counselors with lived experience
- Include patients in creating treatment plans, and revise plan on an ongoing basis
- Take a harm reduction approach to providing treatment and meet the patient "where they are at"

References

- APHA (2020). APHA calls out police violence as a public health crisis. Retrieved from: <https://www.apha.org/news-and-media/news-releases/apha-news-releases/2020/apha-calls-out-police-violence>
- Bassuk, E. L., Hanson, J., Greene, R. N., Richard, M., & Laudet, A. (2016). Peer-delivered recovery support services for addictions in the United States: a systematic review. *Journal of substance abuse treatment*, 63, 1-9.
- Brooklyn, J. R., & Sigmon, S. C. (2017). Vermont hub-and-spoke model of care for opioid use disorder: development, implementation, and impact. *Journal of addiction medicine*, 11(4), 286.
- California Department of Public Health (CDPH), Safe and Active Communities Branch. (2018). *California Opioid Overdose Surveillance Dashboard*. Available at: <https://discovery.cdph.ca.gov/CDIC/ODdash/>
- Clemans-Cope, L., Epstein, M., and Wissoker, D. (2018). *County-Level Estimates of Opioid Use Disorder and Treatment Needs in California*. The Urban Institute.
- Compton, W. M., Jones, C. M., Stein, J. B., & Wargo, E. M. (2019). Promising roles for pharmacists in addressing the US opioid crisis. *Research in Social and Administrative Pharmacy*, 15(8), 910-916.
- Darfler, K., Urada, D., Antonini, V., Padwa, H., Joshi, V., & Sandoval, J. (2018). *California State Targeted Response to the Opioid Crisis: Year 1 Evaluation Report*. Los Angeles, CA: UCLA Integrated Substance Abuse Programs
- Darfler, K., Urada, D., Sandoval, J., Santos, A., Gregorio, L., Vazquez, E., Caton, L., Antonini, V., Hall, E., Joshi, V., Teruya, C. (2019). *California State Targeted Response to the Opioid Crisis: 2019 Evaluation Report*. Los Angeles, CA: UCLA Integrated Substance Abuse Programs
- Engels, J. M., & Diehr, P. (2003). Imputation of missing longitudinal data: a comparison of methods. *Journal of clinical epidemiology*, 56(10), 968-976.
- Feldman, N. (2109). It's The Go-To Drug To Treat Opioid Addiction. Why Won't More Pharmacies Stock It? Available at: https://www.npr.org/sections/health-shots/2019/08/13/741113454/its-the-go-to-drug-for-opioid-addiction-so-why-won-t-more-pharmacists-stock-it?utm_source=npr_newsletter&utm_medium=email&utm_content=20190814&utm_campaign=npr_email_a_friend&utm_term=storyshare
- Goss, J., Lee, C., & Gao, N. (2019). *Just the Facts: California's Digital Divide*. Public Policy Institute of California. Retrieved from: <https://www.ppic.org/publication/californias-digital-divide/>

Kaiser Family Foundation (2018). Data Source: Centers for Disease Control and Prevention (CDC), National Center for Health Statistics. Multiple Cause of Death 1999-2016 on CDC WONDER Online Database, released 2017. Retrieved from: <https://www.kff.org/state-category/health-status/opioids/>

LaBelle, C. T., Han, S. C., Bergeron, A., & Samet, J. H. (2016). Office-based opioid treatment with buprenorphine (OBOT-B): statewide implementation of the Massachusetts collaborative care model in community health centers. *Journal of Substance Abuse Treatment, 60*, 6-13.

Levesque, J. F., Harris, M. F., & Russell, G. (2013). Patient-centred access to health care: conceptualising access at the interface of health systems and populations. *International journal for equity in health, 12*(1), 18.

Ling, W., Farabee, D., Liepa, D., & Wu, L. T. (2012). The Treatment Effectiveness Assessment (TEA): an efficient, patient-centered instrument for evaluating progress in recovery from addiction. *Substance abuse and rehabilitation, 3*, 129.

Medicaid Managed Care Final Rule: Network Adequacy Standards. (OAD). Retrieved September 27, 2019, from <https://www.dhcs.ca.gov/formsandpubs/Documents/FinalRuleNAFinalProposal.pdf>

Metzl, J. M., & Hansen, H. (2014). Structural competency: Theorizing a new medical engagement with stigma and inequality. *Social science & medicine, 103*, 126-133.

NAACP (2020). Criminal Justice Fact Sheet. Retrieved from: <https://www.naacp.org/criminal-justice-fact-sheet/>

Percent of People 5 Years and Over Who Speak a Language Other Than English At Home - United States -- States; and Puerto Rico Universe: Population 5 years and over 2016 American Community Survey 1-Year Estimates. (OAD). Retrieved October 24, 2017, from https://cdn.censusnews.com/attachments/census-other_than_english.pdf.

Steiner, J. F., & Earnest, M. A. (2000). The language of medication-taking. *Annals of internal medicine, 132*(11), 926-930.

Stetler, C. B., Legro, M. W., Rycroft-Malone, J., Bowman, C., Curran, G., Guihan, M., Wallace, C. M. (2006). Role of "external facilitation" in implementation of research findings: A qualitative evaluation of facilitation experiences in the Veterans Health Administration. *Implementation Science, 1*(1), <https://doi.org/10.1186/1748-5908-1-23>

Wakeman, S.E. (2017). Medications For Addiction Treatment: Changing Language to Improve Care. [Journal of Addiction Medicine, 11](https://doi.org/10.1097/ADM.0000000000000275)(1), 1-2. doi: 10.1097/ADM.0000000000000275.

Weintraub, E., Greenblatt, A. D., Chang, J., Himmelhoch, S., & Welsh, C. (2018). Expanding access to buprenorphine treatment in rural areas with the use of telemedicine. *The American journal on addictions*, 27(8), 612-617.

Appendices

Appendix I: List of Active Spoke Locations by Network

Appendix II: Monthly Hub and Spoke Reporting Forms

Appendix III: Treatment Initiation and 90-Day Follow Up Patient Interview Guides

Appendix IV: Provider Surveys

Appendix V: Site Visit Focus Group Guide

Appendix I. List of Active Spoke Locations by H&S Network

Acadia Riverside

Northern Inyo Hospital	150 Pioneer Lane Bishop, CA 93514
Desert Clinic Pain Institute - Rancho Mirage	36101 Bob Hope Dr., Rancho Mirage, CA 92270
Desert Treatment Clinic - Palm Springs	1330 N. Indian Canyon Dr., Palm Springs, CA 92262
First Step Recovery Center	12402 Industrial Blvd., Victorville, CA 92395
Inland Valley Recovery Services	1260 E. Arrow Hwy, Bldg E, Upland, CA 91786
MFI Recovery - Arlington	5870 Arlington Ave., Riverside, CA 92504
MFI Recovery - Riverside	5870 Arlington Ave, #103, Riverside, CA 92504
MFI Recovery - University	4440 University Ave, Riverside, CA 92501
MFI Recovery - Van Buren	17130 Van Buren Blvd., Riverside, CA 92504
Neighborhood Healthcare - Temecula	41840 Enterprise Circle North, Temecula, CA 92590
Pacific Grove Hospital	5900 Brockton Avenue, Riverside, CA 92506
Temecula Valley Treatment Services	40700 California Oaks Road, Murrieta, CA 92562
Riverside-San Bernardino County Indian Health, Inc.	11980 Mount Vernon Ave., Grand Terrace, CA 92313
Colton Clinical Services	2275 E. Cooley, Colton, CA 92324

Acadia San Diego

Capalina Comprehensive Treatment Center	1560 Capalina Road, San Marcos, CA 92069
El Cajon Comprehensive Treatment Center	234 Magnolia Avenue, El Cajon, CA 92020
El Cajon Integrated Treatment Center	1625 Main St., El Cajon, CA 92021
Family Health Centers of San Diego	140 Elm St., San Diego, CA 92103
Father Joe's Villages	1501 Imperial Avenue, San Diego, CA 92101
La Maestra Community Health Center	4060 Fairmount Avenue, San Diego, CA 92105
Mission Treatment of Escondido	161 N. Date St., Escondido, CA 92025
Mission Treatment of Oceanside	1905 Apple St, Oceanside, CA 92054
Mission Treatment Services of Clairemont Mesa	8898 Clairemont Mesa Blvd., San Diego, CA 92123
Neighborhood Healthcare - Escondido	425 No. Date Street, #203, Escondido, CA 92025
Ramona Integrated Treatment Center	1516 Main St. Suit 105, Ramona, CA 92065
Third Ave Comprehensive Treatment Center	1161 Third Avenue, Chula Vista, CA 91911
Vista Community Clinic	1000 Vale Terrace Drive, Vista, CA 92084

Aegis Chico

Butte County Behavioral Health-Chico	560 Cohasset Rd Suite 175, Chico, CA 95926
Butte County Behavioral Health-Gridley	995 Spruce St, Gridley, CA 95948
Butte County Behavioral Health-Oroville	2430 Bird St, Oroville, CA 95965
Mangrove Medical Group - Chico	1040 Manrgove Ave, Chico, CA 95926
Banner Health Susanville	1680 Paul Bunyan Rd Susanville, CA 96130
Groups Recover Together- Chico	1550 Humboldt Rd Ste 3 Chico CA 95926
Plumas District Hospital - Quincy	1065 Bucks Lake Rd, Quincy, CA 95971
Plumas District Hospital- Greenville	176 Hot Springs Road Greenville, CA 95971

Tehama County Health Services Agency - Red Bluff	1445 Vista Way, Red Bluff, CA 96080
--	-------------------------------------

Aegis Humboldt

Open Door Community Health Centers-Crescent City	550 E Washington Blvd, Crescent City, CA 95531
K'ima:w Medical Center - Hoopa	535 Airport Rd, Hoopa, CA 95546
Open Door Community Health Centers - Arcata 10th	770 10th Street Arcata, CA 95521
Open Door Community Health Centers - Arcata 18th	785 18th Street Arcata, CA 95521
Open Door Community Health Centers - Eureka Buhne	2426 Buhne Street Eureka, CA 95501
Open Door Community Health Centers - Eureka Tydd	2200 Tydd Street Eureka, CA 95501
Open Door Community Health Centers - Fortuna	3304 Renner Drive Fortuna, CA 95540
Open Door Community Health Centers - Willow Creek	38883 Hwy 299 Willow Creek, Ca 95573
Redwoods Rural Health Center	101 West Coast Road, Redway, CA, 95560
Southern Trinity Health Services - Scotia	500 B Street, Scotia, CA, 95565
Waterfront Recovery Services	2413 2nd St, Eureka, CA 95501
Southern Trinity Health Services - Mad River	321 Van Duzen Road, Mad River, CA, 95526

Aegis Manteca

Golden Valley Health Centers - Merced	847 West Childs Ave. Merced, CA 95341
Community Medical Centers - Manteca	200 Cottage Ave, Manteca Ca 95336
Community Medical Centers - Stockton	1031 Waterloo Road Stockton, CA 95205
Community Medical Centers - Tracy	730 N Central Ave, Tracy, Ca 95376
San Joaquin General Hospital	500 W. Hospital Road French Camp, CA 95231
Golden Valley Health Centers - Ceres	2760 3rd St. Ceres, CA 95307
Golden Valley Health Centers - Corner of Hope	1130 6th Street Modesto, CA 95354
Golden Valley Health Centers - Modesto Kerr	209 Kerr Avenue, Modesto CA 95354
Golden Valley Health Centers - Modesto Mission	1114 6th St. Modesto, CA 95354
Golden Valley Health Centers-Turlock	1200 West Main St. Turlock, CA 95380
Mathiesen Memorial Health Center	18144 Seco St, Jamestown, CA 95327
Me-Wuk Tribal Health Center	18880 Cherry Valley Blvd N, Tuolumne, CA 95379

Aegis Marysville

Adventist Health - Clearlake	15630 18th Avenue, Clearlake 95422
Lake County Tribal Health Consortium	925 Bevins Ct, Lakeport, CA 95453
Lucerne Community Clinic	6300 State Hwy 20, Lucerne, CA 95458
Mendocino Community Health Center - Little Lake Center	45 Hazel Street, Willits, CA, 95490
Adventist Health - Ukiah	275 Hospital Drive, Ukiah 95482
Adventist Health - Willits	3 Marcela Drive, Willits, CA 95490
Mendocino Coast Clinics	205 South St, Fort Bragg, CA 95437
Mendocino Community Health Center - Hillside Health Center	333 Laws Ave, Ukiah, CA 95482

Mendocino Community Health Center - Lake View Center	5335 Lakeshore Blvd, Lakeport, CA, 95453
Chapa-De Indian Health - Grass Valley	1350 E Main St, Grass Valley, CA 95945
Granite Wellness (formerly CoRR) - Grass Valley	180 Sierra College Drive, Grass Valley, CA 95945
Western Sierra Medical Clinic - Grass Valley	844 Old Tunnel Road, Grass Valley, CA 95945
Western Sierra Medical Clinic - Penn Valley	10544 Spenceville Road, Penn Valley, CA 95946
Western Sierra Medical Clinic - Downieville	209 Nevada St, Downieville, CA 95936

Aegis Redding

Mountain Valleys Health Center-Bieber	554 Medical Center Drive, Bieber, CA, 96009
Groups Recover Together - Redding	376 Hartnell Ave, Redding, CA 96002
Hill Country Health and Wellness Center- Gold St	1401 Gold St. Suite A Redding, CA 96001
Hill Country Health and Wellness Center- Redding	317 Lake Boulevard, Redding, CA, 96003
Hill Country Health and Wellness Center- Round Mountain	29632 Highway 299 East, Round Mountain, CA, 96008
Mountain Valleys Health Center-Burney	37497 Enterprise Dr, Burney, CA 96013
Mountain Valleys Health Center-Fall River Mills	43563 Highway 299, Fall River Mills, CA, 96028
Shasta Community Health Center-Anderson	2801 Silver Street, Anderson, CA, 96007
Shasta Community Health Center-Happy Valley	16300 Cloverdale Road, Happy Valley, CA, 96007
Shasta Community Health Center-Redding	1035 Placer Street Redding, CA, 96001
Shasta Community Health Center-Shasta Lake	4215 Front Street, Shasta Lake City, CA, 96019
Dignity Health-Mt. Shasta	912 Pine Street, Mount Shasta, CA, 96067
Dignity Health-Weed	16337 Everhart Drive, Weed, CA, 96094
Mike Staszal	822 Pine St, Mt Shasta, CA 96067
Mountain Valleys Health Center- Mt. Shasta	101 Old McCloud Road Mt. Shasta, Ca 96067
Mountain Valleys Health Center- Weed	50 Alamo Drive Weed, CA 96094
Mountain Valleys Health Center-Dorris	610 West 3rd Street, Dorris, CA, 96023
Mountain Valleys Health Center-Tulelake	498 Main Street, Tulelake, CA, 96134

Aegis Roseville

Barton Health Hospital - South Lake Tahoe	2170 South Ave, South Lake Tahoe, CA 96150
El Dorado Community Health Center - Cameron Park	3104 Ponte Morino Dr, Cameron Park, CA 95682
Marshall Medical Center	1100 Marshall Way, Placerville, CA 95667
Tahoe Forest Hospital	10121 Pine Ave, Truckee, CA 96161
Chapa De Indian Health - Auburn	11670 Atwood Rd, Auburn, CA 95603
Granite Wellness (formerly CoRR) - Auburn	12125 Shale Ridge Rd, Auburn, CA 95602
Stallant Health	20601 W Paoli Ln, Weimar, CA 95736
Western Sierra Medical Center - Auburn Locksley	12183 Locksley Ln #106, Auburn, CA 95602
Western Sierra Medical Center - Auburn Professional	3111 Professional Dr, Auburn, CA 95603
Western Sierra Medical Center - Kings Beach	8665 Salmon Ave, Kings Beach, CA 96143

BAART Contra Costa

Lifelong- West Berkeley	837 Addison St., Berkeley, CA 94710
Bright Heart Health	Telehealth
Carolyn Schuman	2380 Ellsworth St, Berkeley, CA 94704
Lifelong- Brookside San Pablo Health Center	2023 Vale Rd., San Pablo, CA 94806
Steve Balt	705 Fourth St., Suite 4, San Rafael, CA 94901
Workit Health	Telehealth

BAART San Francisco

Bicycle Health	Telehealth
Smart Medicine San Francisco	468 Tehama St A, San Francisco, CA 94103
Mindful Health, Inc.	403 Dondee St, Suite 5, Pacifica, California 94044

CLARE|MATRIX

Bicycle Health	547 South Marengo Avenue, Pasadena, CA 91101
CLARE MATRIX - Healing House	1865 9th Street, Santa Monica, CA 90404
CLARE MATRIX - Men's Treatment Center	905 & 907 Pico Blvd., Santa Monica, CA 90405
CLARE MATRIX - Outpatient Services	1334 Lincoln Blvd., Santa Monica, CA 90401
CLARE MATRIX - Women's Treatment Center	844 Pico Blvd., Santa Monica, CA 90405
JWCH Institute, Inc. - San Pedro	522 South San Pedro St., Los Angeles, CA 90013
JWCH Institute, Inc. - Vermont	954 N. Vermont Ave., Los Angeles, CA 90029
JWCH Institute, Inc. - Wesley Health Center	15898 E Gale Ave 91745 Hacienda Heights, CA 91745
South Central Family Health Center	4425 S Central Avenue, Los Angeles, CA 90011
St. John's Well Child and Family Center- Compton Health Center	2115 N. Wilmington Ave., Compton, CA 90222
St. John's Well Child and Family Center- Traynham Health Center	326 West 23rd Street, Los Angeles, CA 90007
St. John's Well Child and Family Center- Williams Health Center	808 W. 58th St, Los Angeles, CA 90037
UMMA Community Clinic	711 W. Florence Ave., Los Angeles, CA 90044
Venice Family Clinic	604 Rose Ave, Venice, CA. 90291
Venice Family Clinic - Common Ground Clinic	622 Rose Ave., Venice, CA 90291

CommuniCare

CommuniCare - Salud Clinic	500 Jefferson Boulevard, West Sacramento, CA 95605
CORE Medical Clinics	2100 Capitol Avenue, Sacramento, CA 95816
One Community Health	1500 21st Street, Sacramento, 95811
CommuniCare - Davis Community Clinic	2051 John Jones Road, Davis, CA 95616
Winters Healthcare	23 Main Street, Winters, CA 95694

Janus of Santa Cruz North

County of Santa Cruz Health Service Agency - Emeline	1020 Emeline Avenue, Santa Cruz, CA 95060
County of Santa Cruz Health Service Agency - Homeless Persons Health	115-A Coral Street, Santa Cruz, CA 95060
County of Santa Cruz Health Service Agency - Watsonville	1430 Freedom Boulevard, Watsonville, CA 95076
Encompass Community Services	716 Ocean Street, Santa Cruz, CA 95060
Santa Cruz Community Health Centers - Women's Health	250 Locust Street, Santa Cruz, CA 95060
Santa Cruz Community Health Centers - East Cliff Family Health Center	21507 East Cliff Drive, Santa Cruz, CA 95062

Janus of Santa Cruz South

Clinica Del Valle Del Pajaro (Salud Para La Gente)	45 Nielson Street, Watsonville, CA 95076
Plazita Medical Clinic	1150 Main Street, Watsonville, CA 95076
Salud Para La Gente	204 East Beach Street, Watsonville, CA 95076

Marin Treatment Centers

Bright Heart Health	Telehealth
Center Point, Inc.	1601 2nd Street, Ste 104, San Rafael CA 94901
Coastal Health Alliance	3 Sixth Street, Point Reyes Station, CA 94956
Helen Vine Detox Center	301 Smith Ranch Rd, San Rafael, CA 94903
Marin Community Clinic	3110 Kerner Boulevard, San Rafael, CA 94901
Marin County Behavioral Health and Recovery Services (BHRS)	3230 Kerner Boulevard, San Rafael, CA 94901
Marin City Health and Wellness Center - Bayview Hunters Point Clinic	6301 Third Street, San Francisco, CA 94124

MedMark Fresno

Workit Health	Telehealth
Groups Recover Together - Bakersfield	3550 Q Street Suite 101, Bakersfield, CA 93301
Bicycle Health	Telehealth

MedMark Solano

Advanced Pain Management Institute	200 Butcher Rd Vacaville CA 95687
Archway Recovery Services	1525 Union Avenue Fairfield CA 94533
Bright Heart Health	Telehealth
Clifford Hoffman	831 E 2nd St #103, Benicia, CA 94510
Community Medical Centers	600 Nut Tree Rd Ste 260, Vacaville, CA 95687
La Clinica de La Raza	220 Hospital Dr, Vallejo, CA 94589
Solano Care Inc.	171 Butcher Rd, Vacaville, CA 95687

Tarzana Treatment Centers

Ridgecrest Regional Hospital/Rural Health Clinic	1081 N. China Lake Blvd., Ridgecrest, CA 93555
Bartz-Altadonna Community Health Center	43322 Gingham Avenue, Lancaster, CA 93535
Behavioral Health Services, Inc.	15519 Crenshaw Blvd. Gardena, CA 90249
Blue Shield Promise Health Plan Primary & Urgent Care	38440 5th St West, Palmdale, CA 93551
JWCH Institute, Inc. - Lancaster Health & Wellness	45104 10th St West Lancaster, CA 93534
JWCH Institute, Inc. - Palmdale Central	2151 East Palmdale Blvd Palmdale, CA 93550
JWCH Institute, Inc. - Palmdale East	37926 47th St East Palmdale, CA 93552
JWCH Institute, Inc. (Antelope Valley Community Clinic - Palmdale)	2151 East Palmdale Boulevard, Palmdale, CA 93550
JWCH Institute, Inc. (Antelope Valley Community Clinic - West Lancaster)	45104 10th Street, West Lancaster, CA 93534
Los Angeles Centers for Alcohol and Drug Abuse	11015 Bloomfield Avenue, Santa Fe Springs, CA 90670
Los Angeles LGBT Center	1625 Schrader Boulevard, Los Angeles, CA 90028
Northeast Valley Health Corporation	6551 Van Nuys Boulevard, Van Nuys, CA 91401
Prototypes (HealthRight 360) - Los Angeles	1000 North Alameda Street, Los Angeles, CA 90012
Prototypes (HealthRight 360) - Pasadena	2555 East Colorado Boulevard, Pasadena, CA 91107
Prototypes (HealthRight 360) - Pomona	845 East Arrow Highway, Pomona, CA 91767
Tarzana Treatment Centers, Inc. - location 1	2101 Magnolia Avenue, Long Beach, CA 90806
Tarzana Treatment Centers, Inc. - location 2	5190 Atlantic Avenue, Long Beach, CA 90805
Tarzana Treatment Centers, Inc. - location 3	422 West Avenue P, Palmdale, CA 93551
Tarzana Treatment Centers, Inc. - location 4	907 West Lancaster Boulevard, Lancaster, CA 93534
Tarzana Treatment Centers, Inc. - location 5	44447 North 10th Street, West Lancaster, CA 93534
Tarzana Treatment Centers, Inc. - location 6	44443 North 10th Street, West Lancaster, CA 93534
Tarzana Treatment Centers, Inc. - location 7	8330 Reseda Boulevard, Northridge, CA 91324
Tarzana Treatment Centers, Inc. - location 8	7101 Baird Ave, Reseda, CA 91335

Appendix II. Monthly Hub and Spoke Reporting Forms

9/6/2019

Hub

Date of report

9/6/2019

Monthly Reporting Form—Hub

Name of individual completing report

Report status

New Report

Revised Report

A. Data below is for the month of:

B. Data below is for the year of:

C. Hub Name

Aegis Redding (STR-15)

Appendix II. Monthly Hub and Spoke Reporting Forms

9/6/2019

Hub

Aegis Eureka/Humboldt (STR-51)

Aegis Marysville (STR-12)

Aegis Chico (STR-50)

Aegis Roseville (STR-14)

Aegis Manteca (STR-52)

Bright Heart Health (STR-33)

Marin Treatment Center (STR-55)

MedMark Solano (STR-10)

MedMark Fresno (STR-05)

BAART San Francisco (STR-08)

BAART Contra Costa (STR-04)

CommuniCare (STR-58)

Janus North (STR-56)

Janus South (STR-57)

Acadia San Diego (Fashion Valley Clinic) (STR-01)

Acadia Riverside (Riverside Treatment Center) (STR-02)

Matrix (STR-61)

Tarzana Treatment Centers (STR-53)

Appendix II. Monthly Hub and Spoke Reporting Forms

9/6/2019

Hub

1. Patients INITIATING methadone for OUD during the month at the hub. (total N)**

--	--	--

2. Patients INITIATING buprenorphine (including Suboxone, Subutex, Probuphine) for OUD during the month at the hub. (total N)**

--	--	--

3. Patients INITIATING XR-naltrexone ("Vivitrol") for OUD during the month at the hub. (total N)**

--	--	--

4. Of patients initiating any of the above medications at the hub (1 + 3 + 2 above), number who also received counseling or other OUD recovery services* from either the spoke or the hub. (total N)**

--	--	--

5. Active** OUD patients (census) as of the last day of the month at the hub. (total N)**

--	--	--

6. MAT patients who initiated treatment in remaining in treatment uninterrupted as of the last day of , at the hub.

--	--	--

Below, name each spoke. After entering the name of a spoke, enter the number of patients REFERRED TO the hub from that spoke who initiated MAT (methadone, buprenorphine, or XR-naltrexone). Subsequent fields will appear for additional spokes upon entry. Please enter this data for each spoke. If a spoke has not referred any patients who initiated MAT at the hub, enter "0." Do not leave the field blank.

7. Spoke Name

Appendix II. Monthly Hub and Spoke Reporting Forms

9/6/2019

Hub

A. Patients referred to hub from the spoke named above who initiated MAT (total N)

--	--	--

8. Spoke Name

A. Patients referred to hub from the spoke named above who initiated MAT (total N)

--	--	--

Additional comments or clarifications:

If your organization has more than one grant, please submit a separate data reporting form packet for each CA H&SS.

*** Choose a descriptive name (e.g. organization, location). Please use the same hub and spoke names consistently over the duration project. Patients served at Medication Units (if any) should be included in Hub counts.**

**** Please count ALL patients who initiated medication assisted treatment (MAT) during the reporting month. Please only exclude courtesy dosing.**

Appendix II. Monthly Hub and Spoke Reporting Forms

9/6/2019

Hub

***** Recovery support services help people enter into and navigate systems of care, remove barriers to recovery, stay engaged in the recovery process, and live full lives in communities of their choice. Some examples include: supported employment, education, and housing; assertive community treatment; illness management; and peer-operated services. For more see: <https://www.samhsa.gov/recovery>.**

****** Patients in the opioid treatment program (OTP; most hubs) setting are considered active if they have gone no more than 14 days without medication (i.e., they have not been discharged). Patients in the office based treatment (OBOT; most spokes) setting are considered active if they have a new MAT prescription or refill of a MAT prescription within the past 90 days.**

Continue

For questions or concerns, please contact Hub and Spoke Evaluation Coordinator, Kendall Darfler at kdarfler@mednet.ucla.edu or (310) 267-5417.

Appendix II. Monthly Hub and Spoke Reporting Forms

9/6/2019

Spoke

Date of report

9/6/2019

Monthly Reporting Form—Spoke

Name of individual completing report

Report status

New Report

Revised Report

Spoke Name

Spoke Address

Appendix II. Monthly Hub and Spoke Reporting Forms

9/6/2019

Spoke

Hub Name

Aegis Redding (STR-15)

Aegis Eureka/Humboldt (STR-51)

Aegis Marysville (STR-12)

Aegis Chico (STR-50)

Aegis Roseville (STR-14)

Aegis Manteca (STR-52)

Bright Heart Health (STR-33)

Marin Treatment Center (STR-55)

MedMark Solano (STR-10)

MedMark Fresno (STR-05)

BAART San Francisco (STR-08)

BAART Contra Costa (STR-04)

CommuniCare (STR-58)

Janus North (STR-56)

Janus South (STR-57)

Acadia San Diego (Fashion Valley Clinic) (STR-01)

Appendix II. Monthly Hub and Spoke Reporting Forms

9/6/2019

Spoke

Acadia Riverside (Riverside Treatment Center) (STR-02)

Matrix (STR-61)

Tarzana Treatment Centers (STR-53)

A. Data below is for the month of:

B. Data below is for the year of:

1. Patients** INITIATING methadone for OUD during the month at the spoke

2. Patients** INITIATING buprenorphine (including Suboxone, Subutex, Probuphine) for OUD during the month at the spoke.

3. Patients** INITIATING XR-naltrexone ("Vivitrol") for OUD during the month at the spoke.

4. Total patients REFERRED TO the hub.

5. Total patients REFERRED FROM the hub.

6. Patients REFERRED FROM the hub who initiated buprenorphine or XR-naltrexone at the spoke.

Appendix II. Monthly Hub and Spoke Reporting Forms

9/6/2019

Spoke

--	--	--

7. Of patients initiating buprenorphine or XR-naltrexone at the spoke (1 + 2 above), number who also received counseling or other OUD recovery services* from either the spoke or the hub.**

--	--	--

8. Active** OUD patients (census) as of the last day of the month at the spoke.**

--	--	--

9. MAT patients who initiated treatment in remaining in treatment uninterrupted as of the last day of , at the spoke.

--	--	--

10. Total providers with DATA 2000 waiver at the spoke.

--	--	--

For the below items, enter the full name (first and last) of the first prescriber. Please use prescriber names consistently over the duration of the project. Then, for the prescriber named above, enter the number of active MAT patients served by the provider you named in the corresponding "Prescriber name" field. After you enter this number, subsequent fields will appear for additional prescribers. Please complete this item for each prescriber, even if the answer is "0." Do not leave the field blank.

11. Prescriber Name

--

Appendix II. Monthly Hub and Spoke Reporting Forms

9/6/2019

Spoke

A. For the prescriber named above, list the number of active OUD patients

--	--	--

Additional comments or clarifications:

PLEASE SUBMIT ONE RECORD PER SPOKE.

*** Choose a descriptive name (e.g. organization, location). Please use the same hub and spoke names consistently over the duration project. Patients served at Medication Units (if any) should be included in Hub counts.**

**** Please count ALL patients who initiated medication assisted treatment (MAT) during the reporting month. Please only exclude courtesy dosing.**

***** Recovery support services help people enter into and navigate systems of care, remove barriers to recovery, stay engaged in the recovery process, and live full lives in communities of their choice. Some examples include: supported employment, education, and housing; assertive community treatment; illness management; and peer-operated services. For more see: <https://www.samhsa.gov/recovery>**

****** Patients in the opioid treatment program (OTP; most hubs) setting are considered active if they have gone no more than 14 days without medication (i.e., they have not been discharged). Patients in the office based treatment (OBOT; most spokes) setting are considered active if they have a new MAT prescription or refill of a MAT prescription within the past 90 days.**

Continue

For questions or concerns, please contact Hub and Spoke Evaluation Coordinator, Kendall Darfler at kdarfler@mednet.ucla.edu or (310) 267-

Appendix III. Treatment Initiation and 90-Day Follow Up Patient Interview Guides

Treatment Initiation Interview Guide

CA HUB AND SPOKE EVALUATION

Q1. Participant ID #: _____

Q2. Please re-enter Participant ID #: _____

If Q1 is not equal to Q2 then READ: "Sorry IDs don't match, please re-enter" and skip to Q2.

DATE1TXT = LongDate(DATE1)

- Q2d. Is this interview being conducted on today, [DATE1TXT]? 1 Yes
- 0 No
- 7 Don't Know
- 8 Refuse to Answer
- 9 Not Applicable

If Q2d is equal to 1, then skip to Q3.

Q2e. Please write the date on which the data was collected:
____ / ____ / _____ mm / dd / yyyy

Q3. Interviewer ID #: _____

- Q4. Site: (select one) (Choose one) 0 Hub
- 1 Spoke
- 7 Don't Know

Q5. Site name:

Q6. Date of service:
(date ROI was signed) ____ / ____ / _____ mm / dd / yyyy

***** Please start recording now *****

READ: BASELINE INTERVIEW GUIDE

Thank you, again, for agreeing to help improve treatment services by sharing your experiences. There are no right or wrong answers to any questions I will ask you. You are free to skip any questions that you feel uncomfortable answering at any time.

Today, we want to learn some basic background information about you, to help us describe participants in this study. The contact information that we collect will help us reach you when its time for your follow-up interview in three months. This information will be stored separately from your responses to the interview. We won't use your name in any reports and this interview is confidential.

First, I'd like to ask some basic demographic questions.

Demographics

BL1. **Age:**

- —
- 97 Don't Know
- 98 Refuse to Answer

BL2. **Gender:** *(choose one)* (Choose one)

- 1 Man
- 2 Woman
- 3 Non-binary
- 4 Prefer to self-describe
- 5 Prefer not to say
- 7 Don't Know
- 8 Refuse to Answer

If BL2 is not equal to 4, then skip to BL3.

BL2A. **Please specify**

BL3. **Race/Ethnicity:** *(mark all that apply)*
(Check all that apply)

- American Indian or Alaska Native
- Asian
- Pacific Islander
- Black or African American
- Hispanic or Latinx
- Middle Eastern or Arab American
- White
- Prefer to self-describe
- Prefer not to say
- Don't Know
- Refuse to Answer

If BL3H is equal to 0, then skip to BL5.

BL4. **Specify Race/Ethnicity:**

BL5. **Are you currently living in:** *(mark one)* (Choose one)

- 0 Your own home
- 1 With family or friends
- 2 In a shelter or homeless
- 3 Transitional/sober living
- 7 Don't Know
- 8 Refuse to Answer

BL6. **What town/city do you live in?**

BL7. **How long does it take you to travel to your clinic or treatment center?**

- ___ ___ HOURS
- ___ ___ MINUTES
- 997 Don't Know (Minutes)
- 998 Refuse to Answer (Minutes)

BL8. **How long does it take you to travel to your pharmacy?**

- ___ ___ HOURS
- ___ ___ MINUTES
- 997 Don't Know (Minutes)
- 998 Refuse to Answer (Minutes)

BL9. **Are you taking medications for your opioid use disorder?**

- 1 Yes
- 0 No
- 7 Don't Know
- 8 Refuse to Answer

If BL9 is equal to 0, then skip to BL14.

BL10. **If YES, which medication are you taking?** (Choose one)

- 1 Methadone
- 2 Buprenorphine (Suboxone, Subutex, Probuphine)
- 3 Extended-release naltrexone (Vivitrol)
- 7 Don't Know
- 8 Refuse to Answer

BL11. **What is your current medication dose?**

BL12. **When you started treatment with this medication, did you talk with your doctor about different medication choices, like buprenorphine/Suboxone, Vivitrol/naltrexone or methadone?**

- 1 Yes
- 0 No
- 7 Don't Know
- 8 Refuse to Answer

If BL12 is equal to 0, then skip to BL14.

BL13. **How did you decide which medication to take?**

BL14. **Before seeking treatment for opioid use at [name of participants clinic program] on [date of initial visit], Prompt: How many times in your life were you in treatment for opioid use? If you are unsure, please estimate.**

- —
- 97 Don't Know
- 98 Refuse to Answer

READ: For the next several questions, I will ask you to think about the 30 days (or one month) before you started treatment.

BL15. **In the 30 days before starting treatment, on a scale of 0-10, where 0 is very dissatisfied, 10 is very satisfied, how satisfied have you been with your life, overall?**

- 00 Very Dissatisfied
- 01
- 02
- 03
- 04
- 05
- 06
- 07
- 08
- 09
- 10 Very Satisfied
- 97 Don't Know
- 98 Refuse to Answer

BL16. **IN THE 30 DAYS BEFORE STARTING TREATMENT:**

How many days have you used prescription opioids, to relax or have fun, or in larger doses than recommended? Prescription opioids include drugs like codeine, Vicodin, OxyContin, Norco, Percocet.

- —
- 97 Don't Know
- 98 Refuse to Answer

BL17. **IN THE 30 DAYS BEFORE STARTING TREATMENT:**

How many days have you used illegal opioids (heroin, fentanyl)?

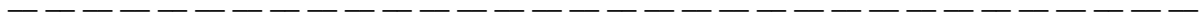
- —
- 97 Don't Know
- 98 Refuse to Answer

BL18. IN THE 30 DAYS BEFORE STARTING TREATMENT:

How many days have you used other drugs (e.g., benzodiazepines, cocaine, amphetamines)?

— —	
97	Don't Know
98	Refuse to Answer

BL18a. **Comments:**



BL19. IN THE 30 DAYS BEFORE STARTING TREATMENT:

How many days have you injected any drug?

— —	
97	Don't Know
98	Refuse to Answer

BL20. IN THE 30 DAYS BEFORE STARTING TREATMENT:

How many times have you been in the ER?

— —	
97	Don't Know
98	Refuse to Answer

BL21. IN THE 30 DAYS BEFORE STARTING TREATMENT:

How many times have you overdosed?

— —	
97	Don't Know
98	Refuse to Answer

BL22. IN THE 30 DAYS BEFORE STARTING TREATMENT:

How many days have you been in a serious family/relationship conflict?

— —	
97	Don't Know
98	Refuse to Answer

BL23. IN THE 30 DAYS BEFORE STARTING TREATMENT:

How many days have you been stopped by the police or arrested by the police?

— —	
97	Don't Know
98	Refuse to Answer

BL24. IN THE 30 DAYS BEFORE STARTING TREATMENT:

How many days have you been incarcerated?

- —
- 97 Don't Know
- 98 Refuse to Answer

BL25. IN THE 30 DAYS BEFORE STARTING TREATMENT:

How many days have you been involved in illegal activities (eg. shoplifting, bad checks, drug SALES , etc. (NOT DRUG USE))?

- —
- 97 Don't Know
- 98 Refuse to Answer

BL26. In the 30 days before starting treatment, I worried that others would view me unfavorably because I was in treatment for my substance use disorder. (Choose one)

- 0 Never
- 1 Very rarely
- 2 Sometimes
- 3 Frequently
- 4 Always
- 7 Don't Know
- 8 Refuse to Answer

BL27. On a scale of 0 to 10, where 0 is "not at all" and 10 is "extremely", how much do you currently crave opioids?

PROMPT: If participant needs clarification on which types of opioids are being referred to: By opioids, we mean illegal opioids OR prescription opioids used to relax or have fun, or in larger doses than recommended.

- 00 Not at all
- 01
- 02
- 03
- 04
- 05
- 06
- 07
- 08
- 09
- 10 Extremely
- 97 Don't Know
- 98 Refuse to Answer

READ: This next question is about your feelings in the past two weeks.

BL28. Over the past 2 weeks, how often have you been bothered by any of the following problems?

Little interest or pleasure in doing things (Choose one)

- 0 Not at all
- 1 Several days
- 2 More than half the days
- 3 Nearly every day
- 7 Don't Know
- 8 Refuse to Answer

BL29. Over the past 2 weeks, how often have you been bothered by any of the following problems?

Feeling down, depressed or hopeless (Choose one)

- 0 Not at all
- 1 Several days
- 2 More than half the days
- 3 Nearly every day
- 7 Don't Know
- 8 Refuse to Answer

READ: Now we are going to ask you two questions about your treatment experience. Please focus on your experience at [clinic name] since [treatment date].

BL30. I would recommend this treatment center to a friend or family member (Choose one)

- 1 Strongly Disagree
- 2 Somewhat Disagree
- 3 Neither agree or disagree
- 4 Somewhat agree
- 5 Strongly Agree
- 7 Don't Know
- 8 Refuse to Answer

BL31. Overall, I am satisfied with the services I received. (Choose one) (Choose one)

- 1 Strongly Disagree
- 2 Somewhat Disagree
- 3 Neither agree or disagree
- 4 Somewhat agree
- 5 Strongly Agree
- 7 Don't Know
- 8 Refuse to Answer

READ: Thank you very much for your time. This questionnaire is now complete. We will send you your \$20 gift card in the mail. As a reminder, we will call you again in about three months to complete a follow-up interview. If you complete the second interview, you will receive a \$30 gift card.

If you have any questions about this evaluation study in the future, or if you need to contact me about your participation, you can call our UCLA team at (310) 267-5207. Thank you, again.

90-Day Follow Up Patient Interview Guide

CA HUB AND SPOKE EVALUATION

Q1. Participant ID #: _____

Q2. Please re-enter Participant ID #: _____

If Q1 is not equal to Q2 then READ: "IDs don't match, please re-enter:" and skip to Q2.

DATE1TXT = LongDate(DATE1)

- Q2d. Is this interview being conducted today, [DATE1TXT]?

1	Yes
0	No
7	Don't Know
8	Refuse to Answer
9	Not Applicable

If Q2d is equal to 1, then skip to Q3.

Q2e. Please enter the date data was collected on:
_____ / _____ / _____ mm / dd / yyyy

Q3. Interviewer ID: _____

- Q4. Site: (select one) (Choose one)

0	Hub
1	Spoke
7	Don't Know

Q5. Site name:

Q6. Date of service:
(date ROI was signed) _____ / _____ / _____ mm / dd / yyyy

Important:

·NEVER MENTION DRUGS OR DRUG TREATMENT UNTIL YOU HAVE VALIDATED THE IDENTITY OF THE PARTICIPANT

·NEVER LEAVE MESSAGES THAT MAY IDENTIFY YOU OR YOUR AGENCY AS PART OF DRUG TREATMENT RESEARCH

READ: Introduction script:

Hello, may I please speak with [name of participant]?

****If the participant is not available, ask if there is a better time and/or number to call. Record the information in the contact log. Do not leave a message****

****If they are speaking/come to the phone, continue with the conversation****

My name is [your name], and Im calling from UCLA. We spoke about 3 months ago. As you may remember, UCLA is conducting an evaluation of health care services you recently received, and you agreed to participate. Im calling today to complete your follow-up interview. As a reminder you will receive a \$30 gift card for completing this interview, which will take about one hour. Is now a good time to talk?

****If no, ask if there is a better time to call back. Record the time in the contact log****

****If yes, proceed****

Are you in a good place to privately talk about the study, or is there somewhere else that you would like to go?

****If no, wait for participant to relocate, or offer to call back at another time****

****If yes, proceed****

Before we continue, in order to protect your confidentiality, I need to confirm that I'm speaking to [participant name]. What is your date of birth? And what are the last four digits of your social security number?

IF THE CLIENT IS UNABLE TO PROVIDE ADEQUATE VALIDATION OF THEIR IDENTITY, STOP THE CONVERSATION AT THIS POINT. EXPLAIN THAT YOU ARE ONLY ALLOWED TO DISCUSS THE STUDY WITH THE PERSON WHO YOU CALLED FOR.

******* Please start recording now *******

READ: FOLLOW UP INTERVIEW GUIDE

Thank you for confirming your identity. To remind you about the study, UCLA is conducting an evaluation of services provided at [name of clinic/program]. The purpose of this evaluation is to learn more about the opioid treatment services you received and how you felt about them. Your participation in this evaluation is completely voluntary, and if you choose not to participate, your care at [name of clinic/program] will not change in any way. As a reminder, this interview will be audio recorded. You can skip any questions you are uncomfortable answering, and can withdraw your participation in the evaluation at any time. Your responses to these interview questions will not be stored with your name or identifying information, and will remain confidential.

Do you have any questions?

Demographics

READ: To start I'm going to ask you some demographic information about who you are, your living situation, and your background, including your substance use treatment background.

A1. Age:

-
- 97 Don't Know
- 98 Refuse to Answer

A2. Gender: (choose one) (Choose one)

- 1 Man
- 2 Woman
- 3 Non-binary
- 4 Prefer to self-describe
- 5 Prefer not to say
- 7 Don't Know
- 8 Refuse to Answer

If A2 is not equal to 4, then skip to A3.

A2A. Please specify

A3. Race/Ethnicity: (mark all that apply) (Check all that apply)

- American Indian or Alaska Native
- Asian
- Pacific Islander
- Black or African American
- Hispanic or Latinx
- Middle Eastern or Arab American
- White
- Prefer to self-describe
- Prefer not to say
- Don't Know
- Refuse to Answer

If A3H is equal to 0, then skip to B1.

A4. Specify Race/Ethnicity:

Living Situation

- B1. **Are you currently living in:** *(mark one)* (Choose one)
- | | |
|---|-----------------------------|
| 0 | Your own house or apartment |
| 1 | With family or friends |
| 2 | In a shelter or homeless |
| 3 | Transitional/sober living |
| 7 | Don't Know |
| 8 | Refuse to Answer |

B2. **What town/city do you live in?**

- B3. **Has your housing situation changed since you entered treatment?**
- | | |
|---|------------------|
| 1 | Yes |
| 0 | No |
| 7 | Don't Know |
| 8 | Refuse to Answer |

If B3 is not equal to 1, then skip to B5.

B4. **Specify housing situation**

B5. **Have you started treatment at a new clinic or program in the past 3 months?**

- | | |
|---|------------------|
| 1 | Yes |
| 0 | No |
| 7 | Don't Know |
| 8 | Refuse to Answer |

If B5 is not equal to 1, then skip to B7.

B6. If yes,
What is the name of your new clinic?

B7. How long does it take you to travel to your clinic or treatment center?

- — — HOURS
- — — MINUTES
- 997 Don't Know (Minutes)
- 998 Refuse to Answer (Minutes)

B8. How long does it take you to travel to your pharmacy?

- — — HOURS
- — — MINUTES
- 997 Don't Know (Minutes)
- 998 Refuse to Answer (Minutes)

B9. Do you have children:

- 1 Yes
- 0 No
- 7 Don't Know
- 8 Refuse to Answer

If B9 is not equal to 1, then skip to instruction before B11.

B10. How many?

- — —
- 97 Don't Know
- 98 Refuse to Answer

If B9 is not equal to 1, then skip to C1.

B11. Do your children live with you?

- 1 Yes
- 0 No
- 7 Don't Know
- 8 Refuse to Answer

Other Background Questions

- C1. **Are you currently in treatment for opioid use?**
- 1 Yes
 - 0 No
 - 7 Don't Know
 - 8 Refuse to Answer
 - 9 Not Applicable

If C1 is equal to 1, then skip to C5.

If C1 is equal to 0, then skip to C2.

If 1 is equal to 1, then skip to C7.

- C2. **Reason: (Not in treatment for opioid use)**

- C3. **How are you managing your opioid use during this treatment gap? (Choose one)**

- 1 Stopped using opioids without medication
- 2 Continuing to use opioids
- 3 I rely on doses that I have saved
- 4 I purchased my medications on the street
- 5 I received my medications from a friend or family
- 6 Other
- 7 Don't Know
- 8 Refuse to Answer

If C3 is not equal to 6, then skip to C7.

- C4. **Please describe other:**

If 1 is equal to 1, then skip to C7.

- C5. **If YES, are you in treatment with: (*check response*) (Choose one)**

- 1 Methadone
- 2 Buprenorphine (Suboxone, Subutex, Probuphine)
- 3 Extended-release naltrexone (Vivitrol)
- 7 Don't Know
- 8 Refuse to Answer

C6. If 1-3, **What is your current medication dose?**

C7. **Are you on probation or parole, in drug court, or do you have a case pending: (*mark one*)**

- 1 Yes
- 0 No
- 7 Don't Know
- 8 Refuse to Answer

C8. **Have you ever been diagnosed with a mental health condition?**

- 1 Yes
- 0 No
- 7 Don't Know
- 8 Refuse to Answer

If C8 is not equal to 1, then skip to instruction before D1.

C9. **Specify: Diagnoses**

Substance Use History

READ: Now Im going to ask you some questions about your experiences with using several substances.

D1. The next two questions are about use of prescription opioids, like OxyContin, Vicodin, Percocet, codeine, methadone, or buprenorphine.

Have you ever used prescription opioids to relax or have fun, or used larger doses than are recommended by your doctor?

- 1 Yes
- 0 No
- 7 Don't Know
- 8 Refuse to Answer

If D1 is not equal to 1, then skip to D3.

D2. **If YES, how old were you when you first used prescription opioids to relax or have fun, or used larger doses than are recommended?**

- —
- 97 Don't Know
- 98 Refuse to Answer

D3. **Have you ever used heroin?**

- 1 Yes
- 0 No
- 7 Don't Know
- 8 Refuse to Answer

If D3 is not equal to 1, then skip to D5.

D4. **If YES, how old were you when you first used heroin?**

- —
- 97 Don't Know
- 98 Refuse to Answer

D5. **Have you ever used fentanyl?**

- 1 Yes
- 0 No
- 7 Don't Know
- 8 Refuse to Answer

If D5 is not equal to 1, then skip to instruction before D7.

D6. **If YES, did you plan to use fentanyl, or did you use heroin knowing it was laced with fentanyl?**

- 1 Yes
- 0 No
- 7 Don't Know
- 8 Refuse to Answer

If D6 is not equal to 0, then skip to instruction before D8.

D7. **No, Explain:**

If D6 is not equal to 1, then skip to D9.

D8. **Yes, Explain:**

D9. **What is the longest period of time that you have used any opioid (including heroin, fentanyl or prescription opioids) on a regular basis?**

From what age:

-
- 97 Don't Know
- 98 Refuse to Answer

D10. (Cont. Previous question)

To what age:

-
- 97 Don't Know
- 98 Refuse to Answer

D11. **Have you ever switched from using one type of opioid to another (for example, from using prescription opioids to heroin)?**

- 1 Yes
- 0 No
- 7 Don't Know
- 8 Refuse to Answer

If D11 is not equal to 1, then skip to D13.

D12. **Yes, Explain:**

- D13. **Have you ever injected any opioid?**
- | | |
|---|------------------|
| 1 | Yes |
| 0 | No |
| 7 | Don't Know |
| 8 | Refuse to Answer |

If D13 is not equal to 1, then skip to instruction before D16.

- D14. **If YES, how old were you when you first injected?**
- | | |
|-----|------------------|
| ___ | |
| 97 | Don't Know |
| 98 | Refuse to Answer |

If D13 is not equal to 1, then skip to instruction before D16.

- D15. **If YES, is this currently your usual method of use?**
- | | |
|---|------------------|
| 1 | Yes |
| 0 | No |
| 7 | Don't Know |
| 8 | Refuse to Answer |

If D13 is not equal to 1, then skip to D16.

If D15 is not equal to 1, then skip to D17.

- D16. **If YES, do you have access to a needle exchange to get clean needles/syringes?**
- | | |
|---|------------------|
| 1 | Yes |
| 0 | No |
| 7 | Don't Know |
| 8 | Refuse to Answer |

D17. The next question is about use of benzodiazepines, like Valium, Xanax, Klonopin, or another sedative.

Have you ever used benzodiazepines to relax or have fun, or used larger doses than are recommended?

- | | |
|---|------------------|
| 1 | Yes |
| 0 | No |
| 7 | Don't Know |
| 8 | Refuse to Answer |

D18. **Have you ever used benzodiazepines together with opioids (including heroin, fentanyl or prescription opioids)?**

- 1 Yes
- 0 No
- 7 Don't Know
- 8 Refuse to Answer

D19. **Before seeking treatment for opioid use at [*name of participants clinic program*] on [*date of initial visit*], how many times had you been in treatment for substance use before?**

- — Don't Know
- 97 Don't Know
- 98 Refuse to Answer

D20. **Have you received treatment with Suboxone or another form of buprenorphine prior to starting treatment at [*name of participants clinic/program*] on [*date*]?**

- 1 Yes
- 0 No
- 7 Don't Know
- 8 Refuse to Answer

D21. **Have you received treatment with methadone prior to starting treatment at [*name of participants clinic/program*] on [*date*]?**

- 1 Yes
- 0 No
- 7 Don't Know
- 8 Refuse to Answer

D22. **Have you received treatment with extended-release naltrexone (Vivitrol) prior to starting treatment at [*name of participants clinic/program*] on [*date*]?**

- 1 Yes
- 0 No
- 7 Don't Know
- 8 Refuse to Answer

Past 30 Day Substance Use

READ: For the next several questions, I will ask you to think about the past 30 days (or one month). The questions are about your experience with using several substances during this time period. I will list each substance, and ask, during the past 30 days, how many days you have used each substance. If you're not sure, please provide your best guess.

E1. During the past 30 days, how many days have you used:

Tobacco products (like cigarettes, chewing tobacco)	__ __	
	97	Don't Know
	98	Refuse to Answer

If E1 is not equal to 1, then skip to E3.

E2. Comments - Tobacco:

E3. During the past 30 days, how many days have you used:

Alcoholic beverages (like beer, wine, liquor)	__ __	
	97	Don't Know
	98	Refuse to Answer

If E3 is not equal to 1, then skip to E5.

E4. Comments - Alcoholic beverages (like beer, wine, liquor)

E5. During the past 30 days, how many days have you used:

Cannabis (including marijuana, hash, THC oil)	__ __	
	97	Don't Know
	98	Refuse to Answer

If E5 is not equal to 1, then skip to E7.

E6. Comments - Cannabis (including marijuana, hash, THC oil)

E7. During the past 30 days, how many days have you used:

Amphetamines (methamphetamine, crystal, Adderall/Ritalin/other ADHD medications without a prescription)

97	Don't Know
98	Refuse to Answer

If E7 is not equal to 1, then skip to E9.

E8. **Comments - Amphetamines (methamphetamine, crystal, Adderall/Ritalin/other ADHD medications without a prescription)**

E9. During the past 30 days, how many days have you used:

Benzodiazepines (Valium, Klonopin, Xanax, other sedatives) ___

97	Don't Know
98	Refuse to Answer

If E9 is not equal to 1, then skip to E11.

E10. **Comments - Benzodiazepines (Valium, Klonopin, Xanax, other sedatives)**

E11. During the past 30 days, how many days have you used:

Illegal opioids (heroin, fentanyl)

97	Don't Know
98	Refuse to Answer

If E11 is not equal to 1, then skip to E13.

E12. **Comments - Illegal opioids (heroin, fentanyl)**

E13. During the past 30 days, how many days have you used:

Prescription opioids, to relax or have fun, or in larger doses than recommended (morphine, codeine, Vicodin, OxyContin, Norco, Percocet, methadone or buprenorphine)

— —	
97	Don't Know
98	Refuse to Answer

If E13 is not equal to 1, then skip to E15.

E14. **Comments - Prescription opioids, to relax or have fun, or in larger doses than recommended**

E15. During the past 30 days, how many days have you used:

Drug Injection (injection of any drug)

— —	
97	Don't Know
98	Refuse to Answer

If E15 is not equal to 1, then skip to E17.

E16. **Comments - Drug Injection (injection of any drug)**

E17. During the past 30 days, how many days have you used:

Other drugs, for example Cocaine (Coke, Crack), MDMA (ecstasy, X, molly), Hallucinogens (LSD, mushrooms, PCP, Special K)

— —	
97	Don't Know
98	Refuse to Answer

If E17 is not equal to 1, then skip to instruction before F1.

E18. **Comments - Other drugs, for example Cocaine (Coke, Crack), MDMA (ecstasy, X, molly), Hallucinogens (LSD, mushrooms, PCP, Special K)**

Past 30 Days: Other Domains

READ: For the next several questions, I will also ask you to think back to the past 30 days. These questions will be about other parts of your life.

F1. Past 30 Days:

How many days were you in school or training?

97 Don't Know

98 Refuse to Answer

If F1 is not equal to 1, then skip to F3.

F2. **Comments - for school or training**

F3. Past 30 Days:

How many days did you work?

97 Don't Know

98 Refuse to Answer

If F3 is not equal to 1, then skip to F5.

F4. **Comments - for work**

F5. Past 30 Days:

How many days have you been in the hospital overnight?

97 Don't Know

98 Refuse to Answer

If F5 is not equal to 1, then skip to F7.

F6. **Comments - for hospital overnight**

F7. Past 30 Days:

How many days have you been in a serious family/relationship conflict?

- —
- 97 Don't Know
- 98 Refuse to Answer

If F7 is not equal to 1, then skip to F9.

F8. **Comments - for serious family/relationship conflict**

F9. Past 30 Days:

How many days have you been incarcerated?

- —
- 97 Don't Know
- 98 Refuse to Answer

If F9 is not equal to 1, then skip to F11.

F10. **Comments - for incarcerated**

F11. Past 30 Days:

How many days have you been involved in illegal activities (eg. shoplifting, drug SALES bad checks, etc. NOT DRUG USE)?

- —
- 97 Don't Know
- 98 Refuse to Answer

If F11 is not equal to 1, then skip to F13.

F12. **Comments - for been involved in illegal activities**

F13. Past 30 Days:

How many days have you been stopped by the police or arrested by the police?

- —
- 97 Don't Know
- 98 Refuse to Answer

If F13 is not equal to 1, then skip to F15.

F14. **Comments - been stopped by the police or arrested by the police**

F15. Past 30 Days:

How many times have you been in the ER?

- —
- 97 Don't Know
- 98 Refuse to Answer

If F15 is not equal to 1, then skip to F17.

F16. **Comments - for been in the ER**

F17. Past 30 Days:

How many times have you gone to an outpatient clinic or doctors office?

- —
- 97 Don't Know
- 98 Refuse to Answer

If F17 is not equal to 1, then skip to G1.

F18. **Comments - for gone to an outpatient clinic or doctors office**

Past 30 Days: Satisfaction

G1. **In the past 30 days, on a scale of 0-10, where 0 is "very dissatisfied", 10 is "very satisfied", how satisfied have you been with your life, overall:**

- 00 Very Dissatisfied
- 01
- 02
- 03
- 04
- 05
- 06
- 07
- 08
- 09
- 10 Very Satisfied
- 97 Don't Know
- 98 Refuse to Answer

Overdose Questionnaire

READ: Next, I will ask you some questions about your experience and knowledge about overdosing on opioids.

H1. **On a scale of 0 to 10, where 0 is "not at all concerned" and 10 is "very concerned", how concerned are you about overdosing on opioids?**

- 00 Not at all concerned
- 01
- 02
- 03
- 04
- 05
- 06
- 07
- 08
- 09
- 10 Very concerned
- 97 Don't Know
- 98 Refuse to Answer

H2. **How many times have you ever overdosed on opioids?**

- —
- 97 Don't Know
- 98 Refuse to Answer

H3. **How many times have you overdosed on opioids in the past 90 days (in other words, in the 3 months since you started treatment)?**

- —
- 97 Don't Know
- 98 Refuse to Answer

H4. **Do you know what naloxone (Narcan) is?**

If the response is NO, Prompt: explain that naloxone is an injection or nasal spray that can reverse an overdose. If respondent realizes they do know, change response to yes.

- 1 Yes
- 0 No
- 7 Don't Know
- 8 Refuse to Answer

If H4 is not equal to 1, then skip to H6.

H5. **If YES, If you or someone you know overdosed, would you have immediate access to naloxone?**

- 1 Yes
- 0 No
- 7 Don't Know
- 8 Refuse to Answer

H6. **Has naloxone ever been used to revive you?**

- 1 Yes
- 0 No
- 7 Don't Know
- 8 Refuse to Answer

If H6 is not equal to 1, then skip to I1.

H7. **If Yes, Number of times revived**

- —
- 97 Don't Know
- 98 Refuse to Answer

Opioid Craving Scale

I1. *This question refers to your current feelings, right now.*

How much do you currently crave opioids?

PROMPT: If participant needs clarification on which types of opioids are being referred to: By opioids, we mean illegal opioids OR prescription opioids used to relax or have fun, or in larger doses than recommended.

- 00 Not at all
- 01
- 02
- 03
- 04
- 05
- 06
- 07
- 08
- 09
- 10 Extremely
- 97 Don't Know
- 98 Refuse to Answer

Mental Health/ Mood State: PHQ-2

READ: *This next question is about your feelings over the past 2 weeks.*

J1. **Over the past 2 weeks, how often have you been bothered by any of the following problems?**

Little interest or pleasure in doing things (Choose one)

- 0 Not at all
- 1 Several days
- 2 More than half the days
- 3 Nearly every day
- 7 Don't Know
- 8 Refuse to Answer

J2. *This next question is about your feelings over the past 2 weeks.*

Over the past 2 weeks, how often have you been bothered by any of the following problems?

Feeling down, depressed or hopeless (Choose one)

- 0 Not at all
- 1 Several days
- 2 More than half the days
- 3 Nearly every day
- 7 Don't Know
- 8 Refuse to Answer

Stigma Questionnaire:

READ: Now, I am going to ask you a few questions regarding your feelings about and experiences with stigma related to substance use disorders and treatment over the past 90 days (in other words, during the 3 months you have been in treatment).

K1. Over the past 90 days:

I have worried that others will view me unfavorably because I am in treatment for my substance use disorder. (Choose one)

- 0 Never
- 1 Very rarely
- 2 Sometimes
- 3 Frequently
- 4 Always
- 7 Don't Know
- 8 Refuse to Answer

K2. Over the past 90 days:

I have been discriminated against by health professionals because of my substance use disorder. (Choose one)

- 0 Never
- 1 Very rarely
- 2 Sometimes
- 3 Frequently
- 4 Always
- 7 Don't Know
- 8 Refuse to Answer

K3. Over the past 90 days:

I have been judged by other patients in the waiting room of my treatment center when it was clear that I was in treatment for a substance use disorder. (Choose one)

- 0 Never
- 1 Very rarely
- 2 Sometimes
- 3 Frequently
- 4 Always
- 7 Don't Know
- 8 Refuse to Answer

K4. Over the past 90 days:

I have avoided treatment for my substance use disorder because I am concerned of how other people will react. (Choose one)

- 0 Never
- 1 Very rarely
- 2 Sometimes
- 3 Frequently
- 4 Always
- 7 Don't Know
- 8 Refuse to Answer

K5. Over the past 90 days:

Other people in the recovery community have been accepting of my use of medications for my substance use disorder. (Choose one)

- 0 Never
- 1 Very rarely
- 2 Sometimes
- 3 Frequently
- 4 Always
- 7 Don't Know
- 8 Refuse to Answer

Treatment Assessment:

READ: The next several questions will be about your treatment experience. Please think about your experience at the clinic/program where you mostly recently received treatment for opioid use. The goal of these questions is to get your honest feedback on the clinic/program.

READ: For each of the following statements, indicate the extent to which you agree about your treatment experience:

1-Strongly Disagree 2- Somewhat Disagree 3-Neither agree or disagree 4- Somewhat agree 5- Strongly Agree

L1. The amount of time I had to wait to get services was acceptable to me. (Choose one)

- 1 Strongly Disagree
- 2 Somewhat Disagree
- 3 Neither agree or disagree
- 4 Somewhat agree
- 5 Strongly Agree
- 7 Don't Know
- 8 Refuse to Answer

L2. I can afford the treatment I want to receive. (Choose one) 1 Strongly Dis

- 2 Somewhat Disagree
- 3 Neither agree or disagree
- 4 Somewhat agree
- 5 Strongly Agree
- 7 Don't Know
- 8 Refuse to Answer

L3. The location of this treatment center is convenient for me. (Choose one)

- 1 Strongly Disagree
- 2 Somewhat Disagree
- 3 Neither agree or disagree
- 4 Somewhat agree
- 5 Strongly Agree
- 7 Don't Know
- 8 Refuse to Answer

- L4. **The staff at this treatment center treat me with respect.** (Choose one)
- 1 Strongly Disagree
 - 2 Somewhat Disagree
 - 3 Neither agree or disagree
 - 4 Somewhat agree
 - 5 Strongly Agree
 - 7 Don't Know
 - 8 Refuse to Answer
- L5. **The people at this treatment center spend enough time with me.** (Choose one)
- 1 Strongly Disagree
 - 2 Somewhat Disagree
 - 3 Neither agree or disagree
 - 4 Somewhat agree
 - 5 Strongly Agree
 - 7 Don't Know
 - 8 Refuse to Answer
- L6. **I have a say in deciding about my substance abuse treatment that I am receiving here.** (Choose one)
- 1 Strongly Disagree
 - 2 Somewhat Disagree
 - 3 Neither agree or disagree
 - 4 Somewhat agree
 - 5 Strongly Agree
 - 7 Don't Know
 - 8 Refuse to Answer
- L7. **I am able to access services in my preferred language at this treatment center.**
(Choose one)
- 1 Strongly Disagree
 - 2 Somewhat Disagree
 - 3 Neither agree or disagree
 - 4 Somewhat agree
 - 5 Strongly Agree
 - 7 Don't Know
 - 8 Refuse to Answer

L8. **The staff at this treatment center are sensitive to my background.** (Choose one)

- 1 Strongly Disagree
- 2 Somewhat Disagree
- 3 Neither agree or disagree
- 4 Somewhat agree
- 5 Strongly Agree
- 7 Don't Know
- 8 Refuse to Answer
- 9 Not Applicable

L9. **I am less likely to use alcohol or other drugs because of this treatment.** (Choose one)

- 1 Strongly Disagree
- 2 Somewhat Disagree
- 3 Neither agree or disagree
- 4 Somewhat agree
- 5 Strongly Agree
- 7 Don't Know
- 8 Refuse to Answer
- 9 Not Applicable

L10. **People at the treatment center care about whether I am doing better.** (Choose one)

- 1 Strongly Disagree
- 2 Somewhat Disagree
- 3 Neither agree or disagree
- 4 Somewhat agree
- 5 Strongly Agree
- 7 Don't Know
- 8 Refuse to Answer
- 9 Not Applicable

L11. **I would recommend this treatment center to a friend or family member** (Choose one)

- 1 Strongly Disagree
- 2 Somewhat Disagree
- 3 Neither agree or disagree
- 4 Somewhat agree
- 5 Strongly Agree
- 7 Don't Know
- 8 Refuse to Answer
- 9 Not Applicable

L12. **Overall, I am satisfied with the services I received. (Choose one)** (Choose one)

- 1 Strongly Disagree
- 2 Somewhat Disagree
- 3 Neither agree or disagree
- 4 Somewhat agree
- 5 Strongly Agree
- 7 Don't Know
- 8 Refuse to Answer
- 9 Not Applicable

Treatment Effectiveness Assessment (TEA)

READ: Please answer the following questions regarding the extent of changes for the better that have occurred since you have been in treatment on a scale of 0-10 where 0 is None or not much, 5 is Better and 10 is Much better. Answer each question thinking about how you have improved (higher number).

None or not much *Better* *Much better*
0 1 2 3 4 5 6 7 8 9 10

M1. **Substance use:** How much better are you with drug and alcohol use? Consider the frequency and amount of use, money spent on drugs, amount of drug craving, time spent being loaded, being sick, in trouble and in other drug-using activities, etc.

None or not much Better Much better
0 1 2 3 4 5 6 7 8 9 10

- 00 None or not much
- 01
- 02
- 03
- 04
- 05
- 06
- 07
- 08
- 09
- 10 Much better
- 97 Don't Know
- 98 Refuse to Answer

M2. **Health:** Has your health improved? In what way and how much? Think about your physical and mental health: Are you eating and sleeping properly, exercising, taking care of health problems or dental problems, feeling better about yourself, etc?

None or not much					Better					Much better	
	0	1	2	3	4	5	6	7	8	9	10
									00	None or not much	
									01		
									02		
									03		
									04		
									05		
									06		
									07		
									08		
									09		
									10	Much better	
									97	Don't Know	
									98	Refuse to Answer	

M3. **Lifestyle:** How much better are you in taking care of personal responsibilities? Think about your living conditions, family situation, employment, relationships: Are you paying your bills? Following through with your personal or professional commitments?

None or not much					Better					Much better	
	0	1	2	3	4	5	6	7	8	9	10
									00	None or not much	
									01		
									02		
									03		
									04		
									05		
									06		
									07		
									08		
									09		
									10	Much better	
									97	Don't Know	
									98	Refuse to Answer	

M4. **Community:** Are you a better member of the community? Think about things like obeying laws and meeting your responsibilities to society: Do your actions have positive or negative impacts on other people?

None or not much					Better					Much better	
	0	1	2	3	4	5	6	7	8	9	10
									00	None or not much	
									01		
									02		
									03		
									04		
									05		
									06		
									07		
									08		
									09		
									10	Much better	
									97	Don't Know	
									98	Refuse to Answer	

READ:
As a reminder, all of your responses to these questions will be kept anonymous.

Open-Ended Questions

N1. Over the last 90 days, have your treatment providers transferred you from one clinic to another to address your opioid use?

- 1 Yes
- 0 No
- 7 Don't Know
- 8 Refuse to Answer

If N1 is not equal to 1, then skip to N3.

N2. If YES, what was your experience of this transfer like? (If prompting is needed: Was the transfer delayed, or smooth? Did it feel like you were continuing care or starting over? Was it a positive or negative experience? Why?)

N3. Have *you* chosen to transfer from one clinic to another to address your opioid use?

- 1 Yes
- 0 No
- 7 Don't Know
- 8 Refuse to Answer

If N3 is not equal to 1, then skip to N6.

N4. If yes,
What is the name of your new clinic?

N5. How would you describe your experience at [name of program/clinic] compared to your new clinic now?

N6. What are the things that you most like and value about your current opioid treatment clinic/Drs. Office?

N7. **What are the things that you don't like about this treatment clinic/Drs office?**

N8. **Do you feel your opioid treatment provider is compassionate? Why/why not?**

N9. **Do you feel that your opioid treatment provider has respect for your treatment preferences, and includes you in making decisions about your care? Why/why not?**

N10. **Does your opioid treatment provider adequately address your pain? How so?**

N11. **What services do you receive in this clinic/Drs office that help you the most (for example, medication, medical care, help for your family, individual counseling, group counseling, referrals, AA/NA, etc.)?**

N12. **Do you feel like you are receiving support for more than just your substance use disorder? (For example: job skills, mental health, education)**

N13. What additional services could be added to this clinic/Drs office that would be helpful to you?

N14. What are the biggest obstacles or challenges to your involvement in substance use disorder treatment?

COVID-19 Open ended questions

COV1. **Due to the novel corona virus disease (or COVID-19) outbreak, has your clinic or program made any changes that have affected your ability to get your medication? If so, what do you think of these changes?**

Probes: Is it harder to talk to see a doctor? Have there been changes to practices like how you pick up your medication at the window (methadone only), take-homes (for NTPs), prescriptions (for buprenorphine only), requirements to attend groups or individual counseling, use of telehealth, expanded hours?

COV2. **Has coronavirus (COVID-19) otherwise affected your ability to get your medication? If yes, how so?**

Probes if necessary: Are you going to the program/clinic less often due to worries about social distancing, need to care for family, lack of income, etc? Are counseling requirements (for NTPs) an issue? Are providers unavailable due to illness or social distancing? Any problems with pharmacies? (for buprenorphine)

COV3. **Do you have any suggestions on how your program/clinic could make things easier for you during the coronavirus (COVID-19) outbreak?**

COV4. **Compared to before the coronavirus (COVID-19) outbreak how difficult is it to get your medication now?**

Probes: why that response? (Choose one)

- 1 Much Easier
- 2 Somewhat Easier
- 3 About the same
- 4 Somewhat harder
- 5 Much Harder
- 7 Don't Know
- 8 Refuse to Answer

Last open ended question

O15. **Other notable information or comments: (PROBE: Or any other differences between your current and last treatment locations?)**

****END THE INTERVIEW AND THANK THE PARTICIPANT FOR THEIR TIME****

Thank you very much for your time. This questionnaire is now complete. We will send you your \$30 gift card in the mail. Is the address we sent your gift card to last time still the best address to receive the new gift card. As a reminder, we sent it to [READ PARTICIPANTS ADDRESS FROM LOCATOR].

If you have any questions about this evaluation study in the future, or if you need to contact me about your participation, you can call our UCLA team at (310) 267-5207. Thank you, again.



Default Question Block

The California Department of Health Care Services (DHCS) is partnering with UCLA to conduct a survey with all providers in the **California statewide Hub and Spoke System** to increase access to medications for opioid use disorders (MOUD).

This survey will provide important feedback on the barriers and facilitators to the success of the Hub and Spoke System, and will help to improve care for patients with opioid use disorders throughout the state. As a **Hub administrator**, we ask that you please take a moment to complete the survey.

The survey will take 10–12 minutes to complete, and you will receive a \$30 gift card for your participation.

If you have any questions, or feel that this survey does not apply to you, please contact the UCLA Evaluation team at ISAP@mednet.ucla.edu.

Thank you for your participation in this important program evaluation!

Hub location Name

How long have you worked at the Hub location? (in years)

Position Title

Professional license/certification title

Professional specialization (if applicable)

Which category best describes the communities that this location serves? (choose all that apply)

- Large urban area (population of more than 50,000)
- Smaller urban area (population of 2,500-50,000)
- Rural (population less than 2,500)

Have you attended any Hub and Spoke Learning Collaborative sessions?

- Yes
- No
- Don't know

Have you attended any Hub and Spoke MAT ECHO Clinics?

- Yes

- No
- Don't know

Has your hub received any direct technical assistance through the Hub and Spoke program?

- Yes
- No
- Don't know

How often does your hub meet with your spokes?

- Every day
- About once a week
- About once a month
- Quarterly
- Rarely (less than quarterly)
- Never
- Other (please describe)

For the following questions, mark the answer that comes closest to how you feel. Don't spend too long on any single

item. If you don't know, select the "DK" option.

	Strongly Disagree	Disagree	Neither Agree Nor Disagree	Agree	Strongly Agree	DK
The Hub and Spoke model is useful.	<input type="radio"/>	<input type="radio"/>	<input type="radio"/>	<input type="radio"/>	<input type="radio"/>	<input type="radio"/>
My Hub and Spoke System has had a positive impact on the availability of community resources to address opioid use disorders.	<input type="radio"/>	<input type="radio"/>	<input type="radio"/>	<input type="radio"/>	<input type="radio"/>	<input type="radio"/>
The Hub service has had a positive impact on Spokes' ability to serve patients with opioid use disorders.	<input type="radio"/>	<input type="radio"/>	<input type="radio"/>	<input type="radio"/>	<input type="radio"/>	<input type="radio"/>
Participating in the Learning Collaborative(s) has been helpful.	<input type="radio"/>	<input type="radio"/>	<input type="radio"/>	<input type="radio"/>	<input type="radio"/>	<input type="radio"/>
Participating in the MAT ECHO Clinic(s) has been helpful.	<input type="radio"/>	<input type="radio"/>	<input type="radio"/>	<input type="radio"/>	<input type="radio"/>	<input type="radio"/>
	Strongly Disagree	Disagree	Neither Agree Nor Disagree	Agree	Strongly Agree	DK
Direct technical assistance through the Hub and Spoke program has been helpful.	<input type="radio"/>	<input type="radio"/>	<input type="radio"/>	<input type="radio"/>	<input type="radio"/>	<input type="radio"/>

			Neither Agree Nor Disagree			
	Strongly Disagree	Disagree		Agree	Strongly Agree	DK

Care coordination between the Hub and Spokes is effective.

<input type="radio"/>	<input type="radio"/>	<input type="radio"/>	<input type="radio"/>	<input type="radio"/>	<input type="radio"/>	<input type="radio"/>
-----------------------	-----------------------	-----------------------	-----------------------	-----------------------	-----------------------	-----------------------

The MAT team(s) in this Hub and Spoke system are effective.

<input type="radio"/>	<input type="radio"/>	<input type="radio"/>	<input type="radio"/>	<input type="radio"/>	<input type="radio"/>	<input type="radio"/>
-----------------------	-----------------------	-----------------------	-----------------------	-----------------------	-----------------------	-----------------------

Communication between medical and behavioral health staff in my Hub and Spoke system is good.

<input type="radio"/>	<input type="radio"/>	<input type="radio"/>	<input type="radio"/>	<input type="radio"/>	<input type="radio"/>	<input type="radio"/>
-----------------------	-----------------------	-----------------------	-----------------------	-----------------------	-----------------------	-----------------------

The Hub and Spokes in my network have strong working relationships.

<input type="radio"/>	<input type="radio"/>	<input type="radio"/>	<input type="radio"/>	<input type="radio"/>	<input type="radio"/>	<input type="radio"/>
-----------------------	-----------------------	-----------------------	-----------------------	-----------------------	-----------------------	-----------------------

			Neither Agree Nor Disagree			
	Strongly Disagree	Disagree		Agree	Strongly Agree	DK

Staff in this hub have adequate training to implement the Hub and Spoke model.

<input type="radio"/>	<input type="radio"/>	<input type="radio"/>	<input type="radio"/>	<input type="radio"/>	<input type="radio"/>	<input type="radio"/>
-----------------------	-----------------------	-----------------------	-----------------------	-----------------------	-----------------------	-----------------------

Staff members in our Spokes seem confused about the goals of the Hub and Spoke model.

<input type="radio"/>	<input type="radio"/>	<input type="radio"/>	<input type="radio"/>	<input type="radio"/>	<input type="radio"/>	<input type="radio"/>
-----------------------	-----------------------	-----------------------	-----------------------	-----------------------	-----------------------	-----------------------

Strongly Disagree Disagree Neither Agree Nor Disagree Agree Strongly Agree DK

Staff in this hub are confident about implementing the Hub and Spoke model.

Staff in my Hub and Spoke system have the peer mentorship they need to address opioid use disorders.

Senior management in this hub support the implementation of the Hub and Spoke model.

If you have any additional thoughts about the impact of the Hub and Spoke program, please share them here.

Has your hub experienced a recent decrease in the number of new patients starting MAT?

- No
- Yes. If yes, why?


For the following questions, please rate how helpful each service/resource would be to your MAT program in the future.

	Not at all helpful	Slightly helpful	Moderately helpful	Very helpful	Extremely helpful	Don't know
Additional funds for uninsured/underinsured patients	<input type="radio"/>	<input type="radio"/>	<input type="radio"/>	<input type="radio"/>	<input type="radio"/>	<input type="radio"/>
Additional funds to support MAT teams	<input type="radio"/>	<input type="radio"/>	<input type="radio"/>	<input type="radio"/>	<input type="radio"/>	<input type="radio"/>
Additional funds for naloxone distribution	<input type="radio"/>	<input type="radio"/>	<input type="radio"/>	<input type="radio"/>	<input type="radio"/>	<input type="radio"/>
Expert Facilitator consultation	<input type="radio"/>	<input type="radio"/>	<input type="radio"/>	<input type="radio"/>	<input type="radio"/>	<input type="radio"/>
Learning Collaboratives	<input type="radio"/>	<input type="radio"/>	<input type="radio"/>	<input type="radio"/>	<input type="radio"/>	<input type="radio"/>

	Not at all helpful	Slightly helpful	Moderately helpful	Very helpful	Extremely helpful	Don't know
Ongoing direct technical assistance	<input type="radio"/>	<input type="radio"/>	<input type="radio"/>	<input type="radio"/>	<input type="radio"/>	<input type="radio"/>
MAT ECHO Clinics	<input type="radio"/>	<input type="radio"/>	<input type="radio"/>	<input type="radio"/>	<input type="radio"/>	<input type="radio"/>
Continued relationships with our spokes	<input type="radio"/>	<input type="radio"/>	<input type="radio"/>	<input type="radio"/>	<input type="radio"/>	<input type="radio"/>
Connection to new referral resources	<input type="radio"/>	<input type="radio"/>	<input type="radio"/>	<input type="radio"/>	<input type="radio"/>	<input type="radio"/>

If there are other services/resources not mentioned above that would be helpful to your MAT program in the future, please describe them here.


Please describe your plans for maintaining connections with spokes after the Hub and Spoke grant ends.



As the current round of funding comes to an end, is your clinic/program facing any challenges maintaining its buprenorphine services?

- Yes
- No

Please describe the challenges your clinic/program is facing maintaining its buprenorphine services:



For the following questions, please mark the answer that comes closest to how you feel. If you work in multiple locations, please note any significant differences between locations in the comments section. If you don't know, select the "DK" option.

Strongly Disagree Disagree Neither Agree Nor Disagree Agree Strongly Agree DK

There is an adequate number of behavioral health care providers in the community served by this Hub and Spoke system to provide opioid use disorder services.

Behavioral health care providers in this community are unwilling or reluctant to provide therapy to patients receiving medication assisted treatment.

Onsite or community pharmacies are effective in serving the needs of our patients with opioid use disorder.

Strongly Disagree Disagree Neither Agree Nor Disagree Agree Strongly Agree DK

Neither
Agree
Nor
Disagree

Strongly Disagree Disagree Agree Strongly Agree DK

There is an adequate supply of naloxone (Narcan) in the community served by this Hub and Spoke system.

Individuals in the community served by this Hub and Spoke system have difficulty accessing opioid use disorder services.

Individuals in this community who are interested in buprenorphine can easily find our Spokes and their providers in online directories.

Please describe any additional barriers or facilitators to the success of Hub and Spoke implementation not named above, or describe any significant differences between Hub and Spoke sites. (Optional)



For the following questions, mark the answer that comes closest to how you feel about the resources of your Hub and Spoke system. Don't spend too long on any single item. If you don't know, select the "DK" option.

Strongly Disagree Disagree Neither Agree Nor Disagree Agree Strongly Agree DK

My Hub and Spoke system has the resources it needs to provide opioid use disorder services to uninsured/underinsured patients.

Staff in my Hub and Spoke system consider health disparities when providing opioid use disorder services.

My Hub and Spoke system provides patients with culturally competent care.

Strongly Disagree Disagree Neither Agree Nor Disagree Agree Strongly Agree DK

Staff in my Hub and Spoke system have experience providing trauma-informed care.

Staff in my Hub and Spoke system have the appropriate level of experience to deliver opioid use disorder services to patients with chronic pain.

Strongly Disagree Disagree Neither Agree Nor Disagree Agree Strongly Agree DK

My Hub and Spoke system provides universal prenatal screening for drug and alcohol use.

My Hub and Spoke system collaborates with a local birthing center/hospital capable of treating newborns with neonatal abstinence syndrome.

Staff in my Hub and Spoke system have the resources they need to make referrals for or provide opioid use disorder services to patients with co-occurring psychiatric conditions.

Neither
Agree
Nor
Disagree

Strongly Disagree Disagree Agree Strongly Agree DK

This Hub and Spoke system offers adequate transportation resources to help patients stay on their dosing schedules.

This Hub and Spoke system offers adequate housing supports and other resources to patients who are homeless or experiencing domestic violence.

Neither
Agree
Nor
Disagree

Strongly Disagree Disagree Agree Strongly Agree DK

This Hub and Spoke system offers adequate reentry services for patients leaving correctional facilities.

This Hub and Spoke system offers adequate family support services to patients with children or other dependents.

Local emergency departments regularly refer patients to this Hub for MAT maintenance.

Strongly Disagree Disagree Neither Agree Nor Disagree Agree Strongly Agree DK

Local harm reduction and/or syringe exchange programs regularly refer patients to this Hub for MAT inductions or maintenance.

Please describe any other services you find critical to addressing the needs of the populations your Hub and Spoke System serves. (Optional)

Does your Hub have a strategic plan to continue providing buprenorphine?

- Yes
 No
 Don't know

Have any manuals or procedures for buprenorphine delivery at your Hub been put into writing?

- Yes
- No
- Don't know

Is there a staff member at your Hub who you would regard as a buprenorphine champion?

- Yes
- No
- Don't know

In what role does your Hub's buprenorphine champion serve?

- Prescriber (MD, DO, PA, NP)
- MAT Team member (nurse, behavioral health specialist, SUD counselor, peer specialist)
- Administrator
- Other:

What is your best estimate of the proportion of staff involved with the MAT program who have written job descriptions related to buprenorphine?

- None
- Few staff members
- Several staff members
- Most staff members
- All staff members

Does your Hub and Spoke location offer outreach and education materials related to opioid use disorders in the languages (other than English) spoken by the community you serve?

- Yes
- No
- Don't know

Does your Hub and Spoke location have the staff and other resources it needs to treat patients with opioid use disorders who speak a language other than English?

- Yes

- No
- Don't know

If you provide materials, staff and resources in some, but not all, languages spoken by the community you serve, please specify which additional languages it would be most helpful to have materials available in.

The following items are about methamphetamine and cocaine use among patients in your clinic, and current practices to address their needs.

Based on your observations, in the past 12 months, please estimate the percentage of patients in your clinic who use methamphetamine. If you are unsure, a rough estimate is acceptable.

	No patients with meth use	0-5% with meth use	6-10% with meth use	11-20% with meth use	More than 20% with meth use	Don't know
Among all patients:	<input type="radio"/>	<input type="radio"/>	<input type="radio"/>	<input type="radio"/>	<input type="radio"/>	<input type="radio"/>
Among patients taking buprenorphine:	<input type="radio"/>	<input type="radio"/>	<input type="radio"/>	<input type="radio"/>	<input type="radio"/>	<input type="radio"/>

Based on your observations, in the past 12 months, please estimate the percentage of patients in your clinic who use cocaine (including crack cocaine). If you are unsure, a rough estimate is acceptable.

	No patients with cocaine use	0-5% with cocaine use	6-10% with cocaine use	11-20% with cocaine use	More than 20% with cocaine use	Don't know
Among all patients:	<input type="radio"/>	<input type="radio"/>	<input type="radio"/>	<input type="radio"/>	<input type="radio"/>	<input type="radio"/>
Among patients taking buprenorphine:	<input type="radio"/>	<input type="radio"/>	<input type="radio"/>	<input type="radio"/>	<input type="radio"/>	<input type="radio"/>

Aside from methamphetamine and cocaine, are there other stimulants that are a major concern for your clinical

team (e.g., prescription stimulants, khat, kratom, MDMA/ecstasy, bath salts, other amphetamines)? If yes, please list them here:

To address the needs of patients with stimulant use in our clinic, we:

[check all that apply]

- Provide screening for stimulant use. Please list all types of screening:

- Provide/make referrals for psychiatric consultation

- Develop a treatment agreement with patients

- Refer patients to local specialty addiction treatment programs. Please list types of programs:

- Provide medications. List medications and reasons for prescribing:

- Provide behavioral treatment (e.g., motivational interviewing, contingency management). Please list all:

Provide other services (e.g., case management, exercise). Please list all:

None

Please comment on which services you have found most effective and why:

What would be most helpful to you in addressing the needs of patients who use stimulants (e.g., training, technical assistance)?

Are patients who use stimulants a major concern for your clinical team?

Yes

No

Please explain why patients who use stimulants are a major concern for your clinical team.

Please explain why patients who use stimulants are NOT a major concern for your clinical team.

Your age in years

Gender

- Man
- Woman
- Non-binary
- Prefer not to say
- Prefer to self-describe

Race/Ethnicity (choose all that apply)

- American Indian or Alaska Native
- Asian or Pacific Islander
- Black or African American
- Hispanic or Latinx
- Middle Eastern or Arab American
- White or Caucasian
- Prefer not to say
- Prefer to self-describe

Powered by Qualtrics



Default Question Block

The California Department of Health Care Services (DHCS) is partnering with UCLA to conduct a survey with all providers in the **California statewide Hub and Spoke System** to increase access to medications for opioid use disorders (MOUD).

This survey will provide important feedback on the barriers and facilitators to the success of the Hub and Spoke System, and will help to improve care for patients with opioid use disorders throughout the state. As a **Spoke administrator**, we ask that you please take a moment to complete the survey.

The survey will take 10-12 minutes to complete, and you will receive a \$30 gift card for your participation.

If you have any questions, or feel that this survey does not apply to you, please contact the UCLA Evaluation team at ISAP@mednet.ucla.edu.

Thank you for your participation in this important program evaluation!

Spoke location name

How long have you worked at the Spoke location? (in years)

Position Title

Professional license/certification title

Professional specialization (if applicable)

Which category best describes the communities that this location serves? (choose all that apply)

- Large urban area (population of more than 50,000)
- Smaller urban area (population of 2,500-50,000)
- Rural (population less than 2,500)

Which of the following types of staff members provide clinical support to buprenorphine prescribers in your spoke, as part of the MAT Team?

- Nursing staff (e.g. RN, LVN)
- Physician's assistant
- Medical assistant
- SUD counselor
- Behavioral health specialist (other than SUD counselor)

Social worker

Peer support worker

Other (please specify):

How many patients with opioid use disorders does your MAT team provide support to? (If you are unsure, please estimate in numbers)

Have you attended any Hub and Spoke Learning Collaborative sessions?

Yes

No

Don't know

Have you attended any Hub and Spoke MAT ECHO Clinics?

Yes

No

Don't know

Has your spoke received any direct technical assistance through the Hub and Spoke program?

- Yes
- No
- Don't know

How often does your hub meet with your spoke?

- Every day
- About once a week
- About once a month
- Quarterly
- Rarely (less than quarterly)
- Never
- Other (please describe)

For the following questions, mark the answer that comes closest to how you feel. Don't spend too long on any single item. If you don't know, or the item is not applicable, select the "DK/NA" option.

	Strongly Disagree	Disagree	Neither Agree Nor Disagree	Agree	Strongly Agree	DK/NA
The Hub and Spoke model is useful.	<input type="radio"/>	<input type="radio"/>	<input type="radio"/>	<input type="radio"/>	<input type="radio"/>	<input type="radio"/>
The Hub and Spoke System has had a positive impact on the availability of community resources to address opioid use disorders.	<input type="radio"/>	<input type="radio"/>	<input type="radio"/>	<input type="radio"/>	<input type="radio"/>	<input type="radio"/>
The Hub service has had a positive impact on our ability to serve patients with opioid use disorders.	<input type="radio"/>	<input type="radio"/>	<input type="radio"/>	<input type="radio"/>	<input type="radio"/>	<input type="radio"/>
Participating in the Learning Collaborative(s) has been helpful.	<input type="radio"/>	<input type="radio"/>	<input type="radio"/>	<input type="radio"/>	<input type="radio"/>	<input type="radio"/>
Participating in the MAT ECHO Clinic(s) has been helpful.	<input type="radio"/>	<input type="radio"/>	<input type="radio"/>	<input type="radio"/>	<input type="radio"/>	<input type="radio"/>

	Strongly Disagree	Disagree	Neither Agree Nor Disagree	Agree	Strongly Agree	DK/NA
Direct technical assistance through the Hub and Spoke program has been helpful.	<input type="radio"/>	<input type="radio"/>	<input type="radio"/>	<input type="radio"/>	<input type="radio"/>	<input type="radio"/>
Care coordination between the Hub and this Spoke is effective.	<input type="radio"/>	<input type="radio"/>	<input type="radio"/>	<input type="radio"/>	<input type="radio"/>	<input type="radio"/>

	Strongly Disagree	Disagree	Neither Agree Nor Disagree	Agree	Strongly Agree	DK/NA
The MAT team in this Spoke is effective.	<input type="radio"/>	<input type="radio"/>	<input type="radio"/>	<input type="radio"/>	<input type="radio"/>	<input type="radio"/>
Communication between medical and behavioral health staff in my Spoke is good.	<input type="radio"/>	<input type="radio"/>	<input type="radio"/>	<input type="radio"/>	<input type="radio"/>	<input type="radio"/>
The Hub in my network has a strong working relationship with this Spoke.	<input type="radio"/>	<input type="radio"/>	<input type="radio"/>	<input type="radio"/>	<input type="radio"/>	<input type="radio"/>

	Strongly Disagree	Disagree	Neither Agree Nor Disagree	Agree	Strongly Agree	DK/NA
Staff in this spoke have adequate training to implement the Hub and Spoke model.	<input type="radio"/>	<input type="radio"/>	<input type="radio"/>	<input type="radio"/>	<input type="radio"/>	<input type="radio"/>
Staff members seem confused about the goals of the Hub and Spoke model.	<input type="radio"/>	<input type="radio"/>	<input type="radio"/>	<input type="radio"/>	<input type="radio"/>	<input type="radio"/>
Staff in this spoke are confident about implementing the Hub and Spoke model.	<input type="radio"/>	<input type="radio"/>	<input type="radio"/>	<input type="radio"/>	<input type="radio"/>	<input type="radio"/>
Staff in this spoke have the peer mentorship they need to address opioid use disorders.	<input type="radio"/>	<input type="radio"/>	<input type="radio"/>	<input type="radio"/>	<input type="radio"/>	<input type="radio"/>

	Strongly Disagree	Disagree	Neither Agree Nor Disagree	Agree	Strongly Agree	DK/NA
Senior management in this spoke support the implementation of the Hub and Spoke model.	<input type="radio"/>	<input type="radio"/>	<input type="radio"/>	<input type="radio"/>	<input type="radio"/>	<input type="radio"/>

If you have any additional thoughts about the impact of the Hub and Spoke program, please share them here.

Have you experienced any issues receiving funding through the Hub and Spoke program?

- No
- Yes. If yes, please describe:

Has your spoke experienced a recent decrease in the number of new patients starting MAT?

- No
- Yes. If yes, why?

For the following questions, please rate how helpful each service/resource would be to your MAT program in the future.

	Not at all helpful	Slightly helpful	Moderately helpful	Very helpful	Extremely helpful	Don't know
Additional funds for uninsured/underinsured patients	<input type="radio"/>	<input type="radio"/>	<input type="radio"/>	<input type="radio"/>	<input type="radio"/>	<input type="radio"/>
Additional funds to support the MAT team	<input type="radio"/>	<input type="radio"/>	<input type="radio"/>	<input type="radio"/>	<input type="radio"/>	<input type="radio"/>
Additional funds for naloxone distribution	<input type="radio"/>	<input type="radio"/>	<input type="radio"/>	<input type="radio"/>	<input type="radio"/>	<input type="radio"/>
Expert Facilitator consultation	<input type="radio"/>	<input type="radio"/>	<input type="radio"/>	<input type="radio"/>	<input type="radio"/>	<input type="radio"/>
Learning Collaboratives	<input type="radio"/>	<input type="radio"/>	<input type="radio"/>	<input type="radio"/>	<input type="radio"/>	<input type="radio"/>

	Not at all helpful	Slightly helpful	Moderately helpful	Very helpful	Extremely helpful	Don't know
Ongoing direct technical assistance	<input type="radio"/>	<input type="radio"/>	<input type="radio"/>	<input type="radio"/>	<input type="radio"/>	<input type="radio"/>
MAT ECHO Clinics	<input type="radio"/>	<input type="radio"/>	<input type="radio"/>	<input type="radio"/>	<input type="radio"/>	<input type="radio"/>
Continued relationship with our hub	<input type="radio"/>	<input type="radio"/>	<input type="radio"/>	<input type="radio"/>	<input type="radio"/>	<input type="radio"/>
Connection to new referral resources	<input type="radio"/>	<input type="radio"/>	<input type="radio"/>	<input type="radio"/>	<input type="radio"/>	<input type="radio"/>

If there are other services/resources not mentioned above that would be helpful to your MAT program in the future, please describe them here.

As the current round of funding comes to an end, is your clinic/program facing any challenges maintaining its MAT

services?

- Yes
- No

Please describe the challenges your clinic/program is facing maintaining its MAT services:

For the following questions, please mark the answer that comes closest to how you feel. If you work in multiple locations, please note any significant differences between locations in the comments section. If you don't know, select the "DK" option.

			Neither				
			Agree				
			Nor				
Strongly			Disagree	Agree		Strongly	
Disagree	Disagree	Disagree	Agree	Agree	Agree	DK	

Strongly Disagree Disagree Neither Agree Nor Disagree Agree Strongly Agree DK

There is an adequate number of behavioral health care providers in the community served by this Spoke to provide opioid use disorder services.

Behavioral health care providers in this community are unwilling or reluctant to provide therapy to patients receiving medication assisted treatment.

Onsite or community pharmacies are effective in serving the needs of our patients with opioid use disorder.

There is an adequate supply of naloxone (Narcan) in the community served by this Spoke.

Strongly Disagree Disagree Neither Agree Nor Disagree Agree Strongly Agree DK

We screen most patients for opioid use disorders.

Strongly Disagree Disagree Neither Agree Nor Disagree Agree Strongly Agree DK

Individuals in the community served by this Spoke have difficulty accessing opioid use disorder services.

Individuals in this community who are interested in buprenorphine can easily find our Spoke and its providers in online directories.

Please list any additional barriers or facilitators to the success of Hub and Spoke implementation not named above. (Optional)

For the following questions, mark the answer that comes closest to how you feel about the resources of your Hub

and Spoke system. Don't spend too long on any single item. If you don't know, select the "DK" option.

Strongly Disagree Disagree Neither Agree Nor Disagree Agree Strongly Agree DK

My Spoke has the resources it needs to provide opioid use disorder services to uninsured/underinsured patients.

Staff in my Spoke consider health disparities when providing opioid use disorder services.

My Spoke provides patients with culturally competent care.

Staff in my Spoke have experience providing trauma-informed care.

Staff in my Spoke have the appropriate level of experience to deliver opioid use disorder services to patients with chronic pain.

Strongly Disagree Disagree Neither Agree Nor Disagree Agree Strongly Agree DK

Neither
Agree
Nor
Disagree

Strongly Disagree Disagree Agree Strongly Agree DK

My Spoke provides universal prenatal screening for drug and alcohol use.

My Spoke collaborates with a local birthing center/hospital capable of treating newborns with neonatal abstinence syndrome

Staff in my Spoke have the resources they need to make referrals for or provide opioid use disorder services to patients with co-occurring psychiatric conditions.

This Spoke offers adequate transportation resources to help patients stay on their dosing schedules.

This Spoke has adequate referral resources for housing supports and other resources for patients who are homeless or experiencing domestic violence.

Neither
Agree
Nor
Disagree

Strongly Disagree Disagree Agree Strongly Agree DK

	Strongly Disagree	Disagree	Neither Agree Nor Disagree	Agree	Strongly Agree	DK
This Spoke has adequate referral resources for reentry services for patients leaving correctional facilities.	<input type="radio"/>	<input type="radio"/>	<input type="radio"/>	<input type="radio"/>	<input type="radio"/>	<input type="radio"/>
This Spoke has adequate referral resources for family support services to patients with children or other dependents.	<input type="radio"/>	<input type="radio"/>	<input type="radio"/>	<input type="radio"/>	<input type="radio"/>	<input type="radio"/>
Local emergency departments regularly refer patients to this Spoke for MAT maintenance.	<input type="radio"/>	<input type="radio"/>	<input type="radio"/>	<input type="radio"/>	<input type="radio"/>	<input type="radio"/>
Local harm reduction and/or syringe exchange programs regularly refer patients to this Spoke for MAT inductions or maintenance.	<input type="radio"/>	<input type="radio"/>	<input type="radio"/>	<input type="radio"/>	<input type="radio"/>	<input type="radio"/>

Please describe any other services that you find critical to addressing the needs of the populations your Spoke serves. (Optional)



Does your clinic/program have a strategic plan to continue providing buprenorphine?

- Yes
- No
- Don't know

Have any manuals or procedures for buprenorphine delivery at your clinic/program been put into writing?

- Yes
- No
- Don't know

Is there a staff member at your clinic/program who you would regard as a MAT champion?

- Yes
- No

Don't know

In what role does your clinic/program's MAT champion serve?

- Prescriber (MD, DO, NP, PA)
- MAT team member (nurse, behavioral health specialist, SUD counselor, peer specialist)
- Administrator
- Other

What is your best estimate of the proportion of staff involved with the MAT program who have written job descriptions related to MAT?

- None
- Few staff members
- Several staff members
- Most staff members
- All staff members

Do any of the MAT program staff hold permanent positions?

- Yes
- No
- Don't know

What is your best estimate of how permanent the funding is for salaries of the staff most closely associated with the MAT program?

- Not at all
- Minimally permanent
- Somewhat permanent
- Mostly permanent
- Entirely permanent

Do staff at your facility, other than designated MAT program staff (e.g. other physicians, nurses, front office staff), actively contribute to the MAT program's operations?

- Yes
- No

Don't know

Does your Spoke location offer outreach and education materials related to opioid use disorders in the languages (other than English) spoken by the community you serve?

Yes

No

Don't know

Does your Spoke location have the staff and other resources it needs to treat patients with opioid use disorders who speak a language other than English?

Yes

No

Don't know

If you provide materials, staff and resources in some, but not all, languages spoken by the community you serve, please specify which additional languages it would be most helpful to have materials available in.



The following items are about stimulant use among patients in your clinic, and current practices to address their needs.

Based on your observations, in the past 12 months, please estimate the percentage of patients in your clinic who use methamphetamine. If you are unsure, a rough estimate is acceptable.

	No patients with meth use	0-5% with meth use	6-10% with meth use	11-20% with meth use	More than 20% with meth use	Don't know
Among all patients:	<input type="radio"/>	<input type="radio"/>	<input type="radio"/>	<input type="radio"/>	<input type="radio"/>	<input type="radio"/>
Among patients taking buprenorphine:	<input type="radio"/>	<input type="radio"/>	<input type="radio"/>	<input type="radio"/>	<input type="radio"/>	<input type="radio"/>

Based on your observations, in the past 12 months, please estimate the percentage of patients in your clinic who use cocaine (including crack cocaine). If you are unsure, a rough estimate is acceptable.

	No patients with cocaine use	0-5% with cocaine use	6-10% with cocaine use	11-20% with cocaine use	More than 20% with cocaine use	Don't know
Among all patients:	<input type="radio"/>	<input type="radio"/>	<input type="radio"/>	<input type="radio"/>	<input type="radio"/>	<input type="radio"/>
Among patients taking buprenorphine:	<input type="radio"/>	<input type="radio"/>	<input type="radio"/>	<input type="radio"/>	<input type="radio"/>	<input type="radio"/>

Aside from methamphetamine and cocaine, are there other stimulants that are a major concern for your clinical team (e.g., prescription stimulants, khat, kratom, MDMA/ecstasy, bath salts, other amphetamines)? If yes, please list them here:

To address the needs of patients with stimulant use in our clinic, we:

[check all that apply]

- Provide screening for stimulant use. Please list all types of screening:

- Provide/make referrals for psychiatric consultation

- Develop a treatment agreement with patients

- Refer patients to local specialty addiction treatment programs. Please list types of programs:

- Provide medications. List medications and reasons for prescribing:

- Provide behavioral treatment (e.g., motivational interviewing, contingency management). Please list all:


- Provide other services (e.g., case management, exercise). Please list all:

- None

Please comment on which services you have found most effective and why:



What would be most helpful to you in addressing the needs of patients who use stimulants (e.g., training, technical assistance)?



Are patients who use stimulants a major concern for your clinical team?

- Yes
- No

Please explain why patients who use stimulants are a major concern for your clinical team.

Please explain why patients who use stimulants are NOT a major concern for your clinical team.

Your age in years

Gender

Man

- Woman
- Non-binary
- Prefer not to say
- Prefer to self-describe

Race/Ethnicity (choose all that apply)

- American Indian or Alaska Native
- Asian or Pacific Islander
- Black or African American
- Hispanic or Latinx
- Middle Eastern or Arab American
- White or Caucasian
- Prefer not to say
- Prefer to self-describe

Powered by Qualtrics



Default Question Block

The California Department of Health Care Services (DHCS) is partnering with UCLA to conduct a survey with all providers in the **California statewide Hub and Spoke System** to increase access to medications for opioid use disorders (MOUD).

This survey will provide important feedback on the barriers and facilitators to the success of the Hub and Spoke System, and will help to improve care for patients with opioid use disorders throughout the state. As a Hub and Spoke **MAT team provider** (e.g. nurse, counselor, peer support, care navigator), we ask that you please take a moment to complete the survey. *Note: if your role on the project is administrative (e.g. project director/coordinator, finance administrator), please contact the UCLA Evaluation team to receive the Hub and Spoke Leadership survey.*

The survey will take 10–20 minutes to complete, and you will receive a \$30 gift card for your participation.

If you have any questions, or feel that this survey does not apply to you, please contact the UCLA Evaluation team at ISAP@mednet.ucla.edu.

Thank you for your participation in this important program evaluation!

Job Role

Note: if your role on the Hub and Spoke project is administrative (e.g. project director/coordinator, finance administrator), please contact the UCLA Evaluation team to receive the Hub and Spoke Leadership survey.

- Nurse (RN, NP, LVN)
- Behavioral health specialist (psychologist, therapist)
- SUD counselor
- Social worker
- Peer support
- Patient care coordinator/navigator
- Other (please specify):

Do you follow the [Nurse Care Manager](#) (NCM) model?

- Yes
- No
- Don't know

Professional license/certification title

How many locations (total) do you work for as part of the Hub and Spoke project?

How many patients with opioid use disorders do you typically have in your caseload? If you are unsure, please estimate in numbers.

Which category best describes the communities that your primary Hub and Spoke location serves? (choose all that apply)

- Large urban area (population of more than 50,000)
- Smaller urban area (population of 2,500-50,000)
- Rural (population less than 2,500)

How often do you, *personally*, provide the following types of services to patients with opioid use disorders:

	Never	Rarely	Sometimes	Often	Always
Screening for opioid use disorders	<input type="radio"/>	<input type="radio"/>	<input type="radio"/>	<input type="radio"/>	<input type="radio"/>
Intake assessments	<input type="radio"/>	<input type="radio"/>	<input type="radio"/>	<input type="radio"/>	<input type="radio"/>
Care navigation/coordination	<input type="radio"/>	<input type="radio"/>	<input type="radio"/>	<input type="radio"/>	<input type="radio"/>
Referrals to community resources (e.g. child care, housing supports, residential treatment)	<input type="radio"/>	<input type="radio"/>	<input type="radio"/>	<input type="radio"/>	<input type="radio"/>
Behavioral interventions (e.g., motivational interviewing, cognitive behavioral therapy)	<input type="radio"/>	<input type="radio"/>	<input type="radio"/>	<input type="radio"/>	<input type="radio"/>
Patient education	<input type="radio"/>	<input type="radio"/>	<input type="radio"/>	<input type="radio"/>	<input type="radio"/>
	Never	Rarely	Sometimes	Often	Always
New patient outreach	<input type="radio"/>	<input type="radio"/>	<input type="radio"/>	<input type="radio"/>	<input type="radio"/>
Group visits	<input type="radio"/>	<input type="radio"/>	<input type="radio"/>	<input type="radio"/>	<input type="radio"/>
Culturally competent care	<input type="radio"/>	<input type="radio"/>	<input type="radio"/>	<input type="radio"/>	<input type="radio"/>

	Never	Rarely	Sometimes	Often	Always
Trauma-informed care	<input type="radio"/>	<input type="radio"/>	<input type="radio"/>	<input type="radio"/>	<input type="radio"/>
Peer support	<input type="radio"/>	<input type="radio"/>	<input type="radio"/>	<input type="radio"/>	<input type="radio"/>
Insurance assistance	<input type="radio"/>	<input type="radio"/>	<input type="radio"/>	<input type="radio"/>	<input type="radio"/>
	Never	Rarely	Sometimes	Often	Always
Documentation of treatment attendance	<input type="radio"/>	<input type="radio"/>	<input type="radio"/>	<input type="radio"/>	<input type="radio"/>
Drug testing	<input type="radio"/>	<input type="radio"/>	<input type="radio"/>	<input type="radio"/>	<input type="radio"/>
Pharmacy interface	<input type="radio"/>	<input type="radio"/>	<input type="radio"/>	<input type="radio"/>	<input type="radio"/>
Other (please specify)	<input type="radio"/>	<input type="radio"/>	<input type="radio"/>	<input type="radio"/>	<input type="radio"/>
<input style="width: 300px; height: 20px;" type="text"/>					

For the following questions, mark the answer that comes closest to how you feel. Don't spend too long on any single item. If you don't know, select the "DK" option.

	Strongly Disagree	Disagree	Neither Agree Nor Disagree	Agree	Strongly agree	DK
Some patients with opioid use disorders need medication assisted treatment for years, or even for life.	<input type="radio"/>	<input type="radio"/>	<input type="radio"/>	<input type="radio"/>	<input type="radio"/>	<input type="radio"/>

Strongly Disagree Disagree Neither Agree Nor Disagree Agree Strongly agree DK

Methadone is just substituting one addiction for another.

Patients who continually abuse opioids are not committed to treatment.

Patients who divert buprenorphine or other opioids should be discharged from care immediately.

Strongly Disagree Disagree Neither Agree Nor Disagree Agree Strongly agree DK

Buprenorphine reduces opioid misuse.

Checking the CURES database is an important part of working with patients taking opioids.

Patients demonstrating ongoing opioid use should be reprimanded or discharged from treatment.

Strongly Disagree Disagree Neither Agree Nor Disagree Agree Strongly agree DK

Patients demonstrating cannabis/marijuana use should be reprimanded or discharged from treatment.

Strongly Disagree Disagree Neither Agree Nor Disagree Agree Strongly agree DK

Patients demonstrating stimulant use should be reprimanded or discharged from treatment.

Most patients should be tapered off of buprenorphine as soon as possible.

I feel equally comfortable working with patients with opioid use disorders as I do working with other patient groups.

Retaining patients in treatment is a top priority for me.

Please elaborate on your responses to any of the questions above. (Optional)

Have you attended any Hub and Spoke Learning Collaborative sessions?

- Yes
- No
- Don't know

Have you attended any Hub and Spoke MAT ECHO Clinics?

- Yes
- No
- Don't know

Have you received any direct technical assistance through the Hub and Spoke program?

- Yes
- No
- Don't know

How often does your Hub meet with your Spokes?

- Every day
- About once a week
- About once a month
- Quarterly
- Rarely (less than quarterly)
- Never
- Other (please describe)

How often do you meet with buprenorphine prescribers about patients with opioid use disorders in your Hub and Spoke location?

- Every day
- About once a week
- About once a month
- Quarterly
- Rarely (less than quarterly)
- Never

Other (please describe):

For the following questions, mark the answer that comes closest to how you feel about your experience with the Hub and Spoke project. Don't spend too long on any single item. If you don't know, or the item is not applicable, select the "DK/NA" option.

	Strongly Disagree	Disagree	Neither Agree Nor Disagree	Agree	Strongly Agree	DK
The Hub and Spoke model is useful.	<input type="radio"/>	<input type="radio"/>	<input type="radio"/>	<input type="radio"/>	<input type="radio"/>	<input type="radio"/>
The Hub and Spoke project has had a positive impact on the availability of resources to treat opioid use disorders in my community.	<input type="radio"/>	<input type="radio"/>	<input type="radio"/>	<input type="radio"/>	<input type="radio"/>	<input type="radio"/>
Onsite or community pharmacies are effective in serving the needs of our patients with opioid use disorders.	<input type="radio"/>	<input type="radio"/>	<input type="radio"/>	<input type="radio"/>	<input type="radio"/>	<input type="radio"/>
Care coordination between the Hub and Spoke(s) is effective.	<input type="radio"/>	<input type="radio"/>	<input type="radio"/>	<input type="radio"/>	<input type="radio"/>	<input type="radio"/>

	Strongly Disagree	Disagree	Neither Agree Nor Disagree	Agree	Strongly Agree	DK
	<input type="radio"/>	<input type="radio"/>	<input type="radio"/>	<input type="radio"/>	<input type="radio"/>	<input type="radio"/>

	Strongly Disagree	Disagree	Neither Agree Nor Disagree	Agree	Strongly Agree	DK
Participating in the Hub and Spoke Learning Collaborative(s) has been helpful.	<input type="radio"/>	<input type="radio"/>	<input type="radio"/>	<input type="radio"/>	<input type="radio"/>	<input type="radio"/>
Participating in the MAT ECHO Clinic(s) has been helpful.	<input type="radio"/>	<input type="radio"/>	<input type="radio"/>	<input type="radio"/>	<input type="radio"/>	<input type="radio"/>
Direct technical assistance through the Hub and Spoke program has been helpful.	<input type="radio"/>	<input type="radio"/>	<input type="radio"/>	<input type="radio"/>	<input type="radio"/>	<input type="radio"/>
Hub services are useful to practitioners in the Spoke(s).	<input type="radio"/>	<input type="radio"/>	<input type="radio"/>	<input type="radio"/>	<input type="radio"/>	<input type="radio"/>

	Strongly Disagree	Disagree	Neither Agree Nor Disagree	Agree	Strongly Agree	DK
I feel the criteria for transferring patients between Spokes and the Hub are clear.	<input type="radio"/>	<input type="radio"/>	<input type="radio"/>	<input type="radio"/>	<input type="radio"/>	<input type="radio"/>
I have a satisfactory level of communication with buprenorphine prescribers in my Hub and Spoke system.	<input type="radio"/>	<input type="radio"/>	<input type="radio"/>	<input type="radio"/>	<input type="radio"/>	<input type="radio"/>
I feel that I am an integral part of the team for treating opioid use disorders in this Hub and Spoke system.	<input type="radio"/>	<input type="radio"/>	<input type="radio"/>	<input type="radio"/>	<input type="radio"/>	<input type="radio"/>
The Hub and Spokes in my network have a strong working relationship.	<input type="radio"/>	<input type="radio"/>	<input type="radio"/>	<input type="radio"/>	<input type="radio"/>	<input type="radio"/>

If you have any additional thoughts about the impact of the Hub and Spoke model, please elaborate here. (Optional)

For the following questions, please mark the answer that comes closest to how you feel. If you work in multiple locations, please note any significant differences between locations in the comments section. If you don't know, select the "DK" option.

	Strongly Disagree	Disagree	Neither agree Nor disagree	Agree	Strongly agree	DK
--	-------------------	----------	----------------------------	-------	----------------	----

Behavioral health care providers and mutual support groups (e.g, AA, NA) in my community are reluctant to provide services to patients receiving medication assisted treatment.

<input type="radio"/>	<input type="radio"/>	<input type="radio"/>	<input type="radio"/>	<input type="radio"/>	<input type="radio"/>	<input type="radio"/>
-----------------------	-----------------------	-----------------------	-----------------------	-----------------------	-----------------------	-----------------------

Strongly Disagree Disagree Neither agree Nor disagree Agree Strongly agree DK

Onsite or community pharmacies are effective in serving the needs of our patients with opioid use disorders.

There is an adequate supply of naloxone (Narcan) in my community.

Strongly Disagree Disagree Neither agree Nor disagree Agree Strongly agree DK

Individuals in my community have difficulty accessing opioid use disorder services.

Individuals in my community who are interested in buprenorphine can easily find Hub and Spoke clinics and their providers in online directories.

Please describe any additional barriers or facilitators to treating/preventing opioid use disorders in your community not named above. (Optional)

I feel that I need more training and technical assistance in serving the needs of patients with opioid use disorders who:

- Are uninsured/underinsured
- Are homeless
- Have chronic pain
- Are pregnant/nursing
- Have co-occurring psychiatric disorders
- Use multiple substances
- Have HIV/AIDS and/or HCV
- Other (please describe):
- None

Is there any additional training that would help you in serving the needs of the patients you see with opioid use disorders? (please describe)



Do you offer outreach and education materials related to opioid use disorders in the languages (other than English) spoken by the community you serve?

- Yes
- No
- Don't Know

Does your Hub and Spoke location have the staff and other resources it needs to treat patients with opioid use disorders who speak a language other than English?

- Yes
- No
- Don't Know

If you provide materials, staff or resources in some, but not all, languages spoken by the community you serve, please

specify which additional languages it would be most helpful to have materials available in.

The following items are about stimulant use among patients in your clinic, and current practices to address their needs.

Based on your observations, in the past 12 months, please estimate the percentage of patients in your clinic who use methamphetamine. If you are unsure, a rough estimate is acceptable.

	No patients with meth use	0-5% with meth use	6-10% with meth use	11-20% with meth use	More than 20% with meth use	Don't know
Among all patients:	<input type="radio"/>	<input type="radio"/>	<input type="radio"/>	<input type="radio"/>	<input type="radio"/>	<input type="radio"/>
Among patients taking buprenorphine:	<input type="radio"/>	<input type="radio"/>	<input type="radio"/>	<input type="radio"/>	<input type="radio"/>	<input type="radio"/>

Based on your observations, in the past 12 months, please estimate the percentage of patients in your clinic who use cocaine (including crack cocaine). If you are unsure, a rough estimate is acceptable.

	No patients with cocaine use	0-5% with cocaine use	6-10% with cocaine use	11-20% with cocaine use	More than 20% with cocaine use	Don't know
Among all patients:	<input type="radio"/>	<input type="radio"/>	<input type="radio"/>	<input type="radio"/>	<input type="radio"/>	<input type="radio"/>
Among patients taking buprenorphine:	<input type="radio"/>	<input type="radio"/>	<input type="radio"/>	<input type="radio"/>	<input type="radio"/>	<input type="radio"/>

Aside from methamphetamine and cocaine, are there other stimulants that are a major concern for your clinical team (e.g., prescription stimulants, khat, kratom, MDMA/ecstasy, bath salts, other amphetamines)? If yes, please list them here:

To address the needs of patients with stimulant use in our clinic, we:

[check all that apply]

- Provide screening for stimulant use. Please list all types of screening:

- Provide/make referrals for psychiatric consultation

- Develop a treatment agreement with patients

- Refer patients to local specialty addiction treatment programs. Please list types of programs:

- Provide medications. List medications and reasons for prescribing:

- Provide behavioral treatment (e.g., motivational interviewing, contingency management). Please list all:


- Provide other services (e.g., case management, exercise). Please list all:

- None

Please comment on which services you have found most effective and why:



What would be most helpful to you in addressing the needs of patients who use stimulants (e.g., training, technical assistance)?



Are patients who use stimulants a major concern for your clinical team?

- Yes
- No

Please explain why patients who use stimulants are a major concern for your clinical team.

Please explain why patients who use stimulants are NOT a major concern for your clinical team.

Name of the Hub and Spoke location where you work most often

About what percentage of your time on the Hub and Spoke project do you spend working in this location? (If you aren't sure how much of your time is dedicated to the Hub and Spoke project, please estimate based on your total hours worked).

- 5-10%
- 11-25%
- 26-50%
- 51-75%
- 76-100%

How long have you worked at this location? (# years, # months)

Which category best describes the primary setting or service of this location? (choose all that apply)

- Hospital/Emergency Department
- Primary care clinic (e.g. FQHC, other community health clinic)
- Mental/behavioral health center
- Alcohol/drug treatment program

- Private practice
- Telehealth program
- Other (please specify)

For the following questions, please mark the answer that comes closest to how you feel. If you don't know, select the "DK" option. If you work in multiple locations, please think about the location where you work most often. You will be prompted to answer these questions for additional locations at the end of the question set.

	Strongly Disagree	Disagree	Neither agree Nor disagree	Agree	Strongly agree	DK
Clinical staff in this location regularly screen patients for opioid use disorders.	<input type="radio"/>	<input type="radio"/>	<input type="radio"/>	<input type="radio"/>	<input type="radio"/>	<input type="radio"/>
Clinical staff in this location have the referral resources they need for patients with opioid use disorders.	<input type="radio"/>	<input type="radio"/>	<input type="radio"/>	<input type="radio"/>	<input type="radio"/>	<input type="radio"/>
Staff in this location have adequate training to implement the Hub and Spoke model.	<input type="radio"/>	<input type="radio"/>	<input type="radio"/>	<input type="radio"/>	<input type="radio"/>	<input type="radio"/>

Strongly Disagree Disagree Neither agree Nor disagree Agree Strongly agree DK

Staff in this location are confident about implementing the Hub and Spoke model.

Strongly Disagree Disagree Neither agree Nor disagree Agree Strongly agree DK

Senior management in this location support the implementation of the Hub and Spoke model.

Communication between medical and behavioral health staff in this location is good.

Clinical staff in this location often deliver telehealth services.

This Spoke offers adequate transportation resources to help patients stay on their dosing schedules.

Strongly Disagree Disagree Neither agree Nor disagree Agree Strongly agree DK

Strongly Disagree Disagree Neither agree Nor disagree Agree Strongly agree DK

This location offers adequate referral resources for housing supports to patients who are homeless or experiencing domestic violence.

This location offers adequate referral resources for reentry services for patients leaving correctional facilities.

This location offers adequate referral resources for family support services to patients with children or other dependents.

Please elaborate on your responses to any of the questions above, or describe any other services you find critical to the success of the Hub and Spoke model at this location. (Optional)

Do you work in another location as part of the Hub and Spoke project?

- Yes
- No

Name of second Hub and Spoke location

About what percentage of your time on the Hub and Spoke project do you spend working in this location? (If you aren't sure how much of your time is dedicated to the Hub and Spoke project, please estimate based on your total hours worked).

- 5-10%
- 11-25%
- 26-50%
- 51-75%
- 76-100%

How long have you worked at this location? (# years, # months)

Which category best describes the primary setting or service of this location? (choose all that apply)

- Hospital/Emergency Department
- Primary care clinic (e.g. FQHC, other community health clinic)
- Mental/behavioral health center
- Alcohol/drug treatment program
- Private practice
- Telehealth program
- Other (please specify)

For the following questions, please mark the answer that comes closest to how you feel. If you don't know, select the "DK" option. If you work in multiple locations, please think about the location where you work most often. You will be prompted to answer these questions for additional locations at the end of the question set.

	Strongly Disagree	Disagree	Neither agree Nor disagree	Agree	Strongly agree	DK
Clinical staff in this location regularly screen patients for opioid use disorders.	<input type="radio"/>	<input type="radio"/>	<input type="radio"/>	<input type="radio"/>	<input type="radio"/>	<input type="radio"/>

Clinical staff in this location have the referral resources they need for patients with opioid use disorders.	<input type="radio"/>	<input type="radio"/>	<input type="radio"/>	<input type="radio"/>	<input type="radio"/>	<input type="radio"/>
---	-----------------------	-----------------------	-----------------------	-----------------------	-----------------------	-----------------------

Staff in this location have adequate training to implement the Hub and Spoke model.	<input type="radio"/>	<input type="radio"/>	<input type="radio"/>	<input type="radio"/>	<input type="radio"/>	<input type="radio"/>
---	-----------------------	-----------------------	-----------------------	-----------------------	-----------------------	-----------------------

Staff in this location are confident about implementing the Hub and Spoke model.	<input type="radio"/>	<input type="radio"/>	<input type="radio"/>	<input type="radio"/>	<input type="radio"/>	<input type="radio"/>
--	-----------------------	-----------------------	-----------------------	-----------------------	-----------------------	-----------------------

	Strongly Disagree	Disagree	Neither agree Nor disagree	Agree	Strongly agree	DK
Senior management in this location support the implementation of the Hub and Spoke model.	<input type="radio"/>	<input type="radio"/>	<input type="radio"/>	<input type="radio"/>	<input type="radio"/>	<input type="radio"/>

Communication between medical and behavioral health staff in this location is good.	<input type="radio"/>	<input type="radio"/>	<input type="radio"/>	<input type="radio"/>	<input type="radio"/>	<input type="radio"/>
---	-----------------------	-----------------------	-----------------------	-----------------------	-----------------------	-----------------------

Strongly Disagree Disagree Neither agree Nor disagree Agree Strongly agree DK

Clinical staff in this location often deliver telehealth services.

This Spoke offers adequate transportation resources to help patients stay on their dosing schedules.

Strongly Disagree Disagree Neither agree Nor disagree Agree Strongly agree DK

This location offers adequate referral resources for housing supports to patients who are homeless or experiencing domestic violence.

This location offers adequate referral resources for reentry services for patients leaving correctional facilities.

This location offers adequate referral resources for family support services to patients with children or other dependents.

Please elaborate on your responses to any of the questions above, or describe any other services you find critical to the success of the Hub and Spoke model at this location.
(Optional)

Do you work in another location as part of the Hub and Spoke project?

- Yes
- No

Name of third Hub and Spoke location

About what percentage of your time on the Hub and Spoke project do you spend working in this location? (If you aren't

sure how much of your time is dedicated to the Hub and Spoke project, please estimate based on your total hours worked).

- 5-10%
- 11-25%
- 26-50%
- 51-75%
- 76-100%

How long have you worked at this location? (# years, # months)

Which category best describes the primary setting or service of this location? (choose all that apply)

- Hospital/Emergency Department
- Primary care clinic (e.g. FQHC, other community health clinic)
- Mental/behavioral health center
- Alcohol/drug treatment program
- Private practice
- Telehealth program

Other (please specify)

For the following questions, please mark the answer that comes closest to how you feel. If you don't know, select the "DK" option. If you work in multiple locations, please think about the location where you work most often. You will be prompted to answer these questions for additional locations at the end of the question set.

	Strongly Disagree	Disagree	Neither agree Nor disagree	Agree	Strongly agree	DK
Clinical staff in this location regularly screen patients for opioid use disorders.	<input type="radio"/>	<input type="radio"/>	<input type="radio"/>	<input type="radio"/>	<input type="radio"/>	<input type="radio"/>
Clinical staff in this location have the referral resources they need for patients with opioid use disorders.	<input type="radio"/>	<input type="radio"/>	<input type="radio"/>	<input type="radio"/>	<input type="radio"/>	<input type="radio"/>
Staff in this location have adequate training to implement the Hub and Spoke model.	<input type="radio"/>	<input type="radio"/>	<input type="radio"/>	<input type="radio"/>	<input type="radio"/>	<input type="radio"/>

Strongly Disagree Disagree Neither agree Nor disagree Agree Strongly agree DK

Staff in this location are confident about implementing the Hub and Spoke model.

Strongly Disagree Disagree Neither agree Nor disagree Agree Strongly agree DK

Senior management in this location support the implementation of the Hub and Spoke model.

Communication between medical and behavioral health staff in this location is good.

Clinical staff in this location often deliver telehealth services.

This Spoke offers adequate transportation resources to help patients stay on their dosing schedules.

Strongly Disagree Disagree Neither agree Nor disagree Agree Strongly agree DK

Strongly Disagree Disagree Neither agree Nor disagree Agree Strongly agree DK

This location offers adequate referral resources housing supports to patients who are homeless or experiencing domestic violence.

This location offers adequate referral resources for reentry services for patients leaving correctional facilities.

This location offers adequate referral resources for family support services to patients with children or other dependents.

Please elaborate on your responses to any of the questions above, or describe any other services you find critical to the success of the Hub and Spoke model at this location.
(Optional)

Do you work in another location as part of the Hub and Spoke project?

- Yes
- No

Name of fourth Hub and Spoke location

About what percentage of your time on the Hub and Spoke project do you spend working in this location? (If you aren't sure how much of your time is dedicated to the Hub and Spoke project, please estimate based on your total hours worked).

- 5-10%
- 11-25%
- 26-50%
- 51-75%
- 76-100%

How long have you worked at this location? (# years, # months)

Which category best describes the primary setting or service of this location? (choose all that apply)

- Hospital/Emergency Department
- Primary care clinic (e.g. FQHC, other community health clinic)
- Mental/behavioral health center
- Alcohol/drug treatment program
- Private practice
- Telehealth program
- Other (please specify)

For the following questions, please mark the answer that comes closest to how you feel. If you don't know, select the "DK" option. If you work in multiple locations, please think about the location where you work most often. You will be prompted to answer these questions for additional locations at the end of the question set.

Strongly Disagree Disagree Neither agree Nor disagree Agree Strongly agree DK

Clinical staff in this location regularly screen patients for opioid use disorders.

Clinical staff in this location have the referral resources they need for patients with opioid use disorders.

Staff in this location have adequate training to implement the Hub and Spoke model.

Staff in this location are confident about implementing the Hub and Spoke model.

Strongly Disagree Disagree Neither agree Nor disagree Agree Strongly agree DK

Senior management in this location support the implementation of the Hub and Spoke model.

Communication between medical and behavioral health staff in this location is good.

Strongly Disagree Disagree Neither agree Nor disagree Agree Strongly agree DK

Clinical staff in this location often deliver telehealth services.

This Spoke offers adequate transportation resources to help patients stay on their dosing schedules.

Strongly Disagree Disagree Neither agree Nor disagree Agree Strongly agree DK

This location offers adequate referral resources for housing supports to patients who are homeless or experiencing domestic violence.

This location offers adequate referral resources for reentry services for patients leaving correctional facilities.

This location offers adequate referral resources for family support services to patients with children or other dependents.

Please elaborate on your responses to any of the questions above, or describe any other services you find critical to the success of the Hub and Spoke model at this location.
(Optional)

Do you work in another location as part of the Hub and Spoke project?

- Yes
- No

Name of fifth Hub and Spoke location

About what percentage of your time on the Hub and Spoke project do you spend working in this location? (If you aren't

sure how much of your time is dedicated to the Hub and Spoke project, please estimate based on your total hours worked).

- 5-10%
- 11-25%
- 26-50%
- 51-75%
- 76-100%

How long have you worked at this location? (# years, # months)

Which category best describes the primary setting or service of this location? (choose all that apply)

- Hospital/Emergency Department
- Primary care clinic (e.g. FQHC, other community health clinic)
- Mental/behavioral health center
- Alcohol/drug treatment program
- Private practice
- Telehealth program

Other (please specify)

For the following questions, please mark the answer that comes closest to how you feel. If you don't know, select the "DK" option. If you work in multiple locations, please think about the location where you work most often. You will be prompted to answer these questions for additional locations at the end of the question set.

	Strongly Disagree	Disagree	Neither agree Nor disagree	Agree	Strongly agree	DK
Clinical staff in this location regularly screen patients for opioid use disorders.	<input type="radio"/>	<input type="radio"/>	<input type="radio"/>	<input type="radio"/>	<input type="radio"/>	<input type="radio"/>
Clinical staff in this location have the referral resources they need for patients with opioid use disorders.	<input type="radio"/>	<input type="radio"/>	<input type="radio"/>	<input type="radio"/>	<input type="radio"/>	<input type="radio"/>
Staff in this location have adequate training to implement the Hub and Spoke model.	<input type="radio"/>	<input type="radio"/>	<input type="radio"/>	<input type="radio"/>	<input type="radio"/>	<input type="radio"/>

Strongly Disagree Disagree Neither agree Nor disagree Agree Strongly agree DK

Staff in this location are confident about implementing the Hub and Spoke model.

Strongly Disagree Disagree Neither agree Nor disagree Agree Strongly agree DK

Senior management in this location support the implementation of the Hub and Spoke model.

Communication between medical and behavioral health staff in this location is good.

Clinical staff in this location often deliver telehealth services.

This Spoke offers adequate transportation resources to help patients stay on their dosing schedules.

Strongly Disagree Disagree Neither agree Nor disagree Agree Strongly agree DK

	Strongly Disagree	Disagree	Neither agree Nor disagree	Agree	Strongly agree	DK
This location offers adequate referral resources for housing supports to patients who are homeless or experiencing domestic violence.	<input type="radio"/>	<input type="radio"/>	<input type="radio"/>	<input type="radio"/>	<input type="radio"/>	<input type="radio"/>
This location offers adequate referral resources for reentry services for patients leaving correctional facilities.	<input type="radio"/>	<input type="radio"/>	<input type="radio"/>	<input type="radio"/>	<input type="radio"/>	<input type="radio"/>
This location offers adequate referral resources for family support services to patients with children or other dependents.	<input type="radio"/>	<input type="radio"/>	<input type="radio"/>	<input type="radio"/>	<input type="radio"/>	<input type="radio"/>

Please elaborate on your responses to any of the questions above, or describe any other services you find critical to the success of the Hub and Spoke model at this location.
(Optional)

Do you work in another location as part of the Hub and Spoke project?

- Yes
- No

Name of sixth Hub and Spoke location

About what percentage of your time on the Hub and Spoke project do you spend working in this location? (If you aren't sure how much of your time is dedicated to the Hub and Spoke project, please estimate based on your total hours worked).

- 5-10%
- 11-25%
- 26-50%
- 51-75%
- 76-100%

How long have you worked at this location? (# years, # months)

Which category best describes the primary setting or service of this location? (choose all that apply)

- Hospital/Emergency Department
- Primary care clinic (e.g. FQHC, other community health clinic)
- Mental/behavioral health center
- Alcohol/drug treatment program
- Private practice
- Telehealth program
- Other (please specify)

For the following questions, please mark the answer that comes closest to how you feel. If you don't know, select the "DK" option. If you work in multiple locations, please think about the location where you work most often. You will be prompted to answer these questions for additional locations at the end of the question set.

	Strongly Disagree	Disagree	Neither agree Nor disagree	Agree	Strongly agree	DK
Clinical staff in this location regularly screen patients for opioid use disorders.	<input type="radio"/>	<input type="radio"/>	<input type="radio"/>	<input type="radio"/>	<input type="radio"/>	<input type="radio"/>

Clinical staff in this location have the referral resources they need for patients with opioid use disorders.	<input type="radio"/>	<input type="radio"/>	<input type="radio"/>	<input type="radio"/>	<input type="radio"/>	<input type="radio"/>
---	-----------------------	-----------------------	-----------------------	-----------------------	-----------------------	-----------------------

Staff in this location have adequate training to implement the Hub and Spoke model.	<input type="radio"/>	<input type="radio"/>	<input type="radio"/>	<input type="radio"/>	<input type="radio"/>	<input type="radio"/>
---	-----------------------	-----------------------	-----------------------	-----------------------	-----------------------	-----------------------

Staff in this location are confident about implementing the Hub and Spoke model.	<input type="radio"/>	<input type="radio"/>	<input type="radio"/>	<input type="radio"/>	<input type="radio"/>	<input type="radio"/>
--	-----------------------	-----------------------	-----------------------	-----------------------	-----------------------	-----------------------

	Strongly Disagree	Disagree	Neither agree Nor disagree	Agree	Strongly agree	DK
Senior management in this location support the implementation of the Hub and Spoke model.	<input type="radio"/>	<input type="radio"/>	<input type="radio"/>	<input type="radio"/>	<input type="radio"/>	<input type="radio"/>

Communication between medical and behavioral health staff in this location is good.	<input type="radio"/>	<input type="radio"/>	<input type="radio"/>	<input type="radio"/>	<input type="radio"/>	<input type="radio"/>
---	-----------------------	-----------------------	-----------------------	-----------------------	-----------------------	-----------------------

Strongly Disagree Disagree Neither agree Nor disagree Agree Strongly agree DK

Clinical staff in this location often deliver telehealth services.

This Spoke offers adequate transportation resources to help patients stay on their dosing schedules.

Strongly Disagree Disagree Neither agree Nor disagree Agree Strongly agree DK

This location offers adequate referral resources for housing supports to patients who are homeless or experiencing domestic violence.

This location offers adequate referral resources for reentry services for patients leaving correctional facilities.

This location offers adequate referral resources for family support services to patients with children or other dependents.

Please elaborate on your responses to any of the questions above, or describe any other services you find critical to the success of the Hub and Spoke model at this location.
(Optional)

Your age in years

Gender

- Man
- Woman
- Non-binary
- Prefer not to say
- Prefer to self-describe

Race/Ethnicity (choose all that apply)

- American Indian or Alaska Native
- Asian or Pacific Islander
- Black or African American
- Hispanic or Latinx
- Middle Eastern or Arab American
- White or Caucasian
- Prefer not to say
- Prefer to self-describe

Powered by Qualtrics



Default Question Block

The California Department of Health Care Services (DHCS) is partnering with UCLA to conduct a survey with all providers in the **California statewide Hub and Spoke System** to increase access to medications for opioid use disorders (MOUD).

This survey will provide important feedback on the barriers and facilitators to the success of the Hub and Spoke System, and will help to improve care for patients with opioid use disorders throughout the state. As a Hub and Spoke **waivered provider**, we ask that you please take a moment to complete the survey.

The survey will take 10-12 minutes to complete, and you will receive a \$30 gift card for your participation.

If you have any questions, or feel that this survey does not apply to you, please contact the UCLA Evaluation team at ISAP@mednet.ucla.edu.

Thank you for your participation in this important program evaluation!

Hub and Spoke Location Name

How long have you worked at this location? (In years)

Position Title

Professional license/certification title

Professional specialization (if applicable)

Which category best describes the primary setting or service of this location? (choose all that apply)

- Hospital/Emergency Department
- Primary care clinic (e.g. FQHC, county-operated clinic, other community health clinic)
- Mental/behavioral health center
- Alcohol/drug treatment program
- Private practice
- Telehealth program
- Other (please specify)

Which category best describes the communities that this location serves? (choose all that apply)

- Large urban area (population of more than 50,000)
- Smaller urban area (population of 2,500-50,000)
- Rural (population less than 2,500)

When did you obtain your DATA 2000 waiver to prescribe buprenorphine? (MM/YYYY)

What is the patient limit of your current waiver?

- 30 patients
- 100 patients
- 275 patients
- Not currently waived
- Don't know

After a year of prescribing at the 30-patient limit, waived providers are eligible to increase their limit to 100 patients. For which of the reasons below have you not yet increased your prescribing limit?

- I'm not currently prescribing.
- I'm still within my first year of prescribing (i.e., not yet eligible to increase).
- There isn't a big enough patient population at my program/clinic to increase my prescribing limit.

- I don't want to prescribe to any more patients.
- I didn't know I could apply to increase my prescribing limit.
- Other (please describe):

How many patients are you currently prescribing buprenorphine to? (If you are unsure, please estimate in numbers)

About how many patients have you ever prescribed buprenorphine to? (If you are unsure, please estimate in numbers)

How often do you, *personally*, provide the following types of services to patients with opioid use disorders:

Never Rarely Sometimes Often Always

Buprenorphine office-based induction

Buprenorphine home induction

Buprenorphine maintenance

Buprenorphine standing orders

Opioid detox with a buprenorphine taper

Never

Rarely

Sometimes

Often

Always

Extended-release naltrexone (Vivitrol)

Description of all medication options

Treatment agreements describing patient goals, risks and benefits of treatment

Narcan prescriptions

Behavioral interventions (e.g., motivational interviewing, cognitive behavioral therapy)

Never

Rarely

Sometimes

Often

Always

Trauma-informed care

Culturally competent care

Other (please specify)

For the following questions, mark the answer that comes closest to how you feel. Don't spend too long on any single item. If you don't know, select the "DK" option.

	Strongly Disagree	Disagree	Neither Agree Nor Disagree	Agree	Strongly Agree	DK
I have the resources I need to effectively treat patients with opioid use disorders.	<input type="radio"/>	<input type="radio"/>	<input type="radio"/>	<input type="radio"/>	<input type="radio"/>	<input type="radio"/>
I have the mentorship I need to effectively treat patients with opioid use disorders.	<input type="radio"/>	<input type="radio"/>	<input type="radio"/>	<input type="radio"/>	<input type="radio"/>	<input type="radio"/>
I feel confident prescribing buprenorphine.	<input type="radio"/>	<input type="radio"/>	<input type="radio"/>	<input type="radio"/>	<input type="radio"/>	<input type="radio"/>
I am fearful of potential legal consequences when it comes to prescribing buprenorphine.	<input type="radio"/>	<input type="radio"/>	<input type="radio"/>	<input type="radio"/>	<input type="radio"/>	<input type="radio"/>
Checking the CURES database is an important part of working with patients taking opioids.	<input type="radio"/>	<input type="radio"/>	<input type="radio"/>	<input type="radio"/>	<input type="radio"/>	<input type="radio"/>
I feel confident addressing opioid use disorders among patients with chronic pain.	<input type="radio"/>	<input type="radio"/>	<input type="radio"/>	<input type="radio"/>	<input type="radio"/>	<input type="radio"/>

	Strongly Disagree	Disagree	Neither Agree Nor Disagree	Agree	Strongly Agree	DK
	Strongly Disagree	Disagree	Neither Agree Nor Disagree	Agree	Strongly Agree	DK

I feel confident addressing opioid use disorders among patients with co-occurring mental health conditions.

<input type="radio"/>	<input type="radio"/>	<input type="radio"/>	<input type="radio"/>	<input type="radio"/>	<input type="radio"/>	<input type="radio"/>
-----------------------	-----------------------	-----------------------	-----------------------	-----------------------	-----------------------	-----------------------

Patients who continually abuse opioids are not committed to treatment.

<input type="radio"/>	<input type="radio"/>	<input type="radio"/>	<input type="radio"/>	<input type="radio"/>	<input type="radio"/>	<input type="radio"/>
-----------------------	-----------------------	-----------------------	-----------------------	-----------------------	-----------------------	-----------------------

Patients who divert buprenorphine or other opioids should be discharged from care immediately.

<input type="radio"/>	<input type="radio"/>	<input type="radio"/>	<input type="radio"/>	<input type="radio"/>	<input type="radio"/>	<input type="radio"/>
-----------------------	-----------------------	-----------------------	-----------------------	-----------------------	-----------------------	-----------------------

I feel confident in my ability to detect diversion behaviors in patients.

<input type="radio"/>	<input type="radio"/>	<input type="radio"/>	<input type="radio"/>	<input type="radio"/>	<input type="radio"/>	<input type="radio"/>
-----------------------	-----------------------	-----------------------	-----------------------	-----------------------	-----------------------	-----------------------

I feel equally comfortable working with patients with opioid use disorders as I do working with other patient groups.

<input type="radio"/>	<input type="radio"/>	<input type="radio"/>	<input type="radio"/>	<input type="radio"/>	<input type="radio"/>	<input type="radio"/>
-----------------------	-----------------------	-----------------------	-----------------------	-----------------------	-----------------------	-----------------------

	Strongly Disagree	Disagree	Neither Agree Nor Disagree	Agree	Strongly Agree	DK
Patients demonstrating <u>ongoing opioid use</u> should be reprimanded or discharged from treatment.	<input type="radio"/>	<input type="radio"/>	<input type="radio"/>	<input type="radio"/>	<input type="radio"/>	<input type="radio"/>

	Strongly Disagree	Disagree	Neither Agree Nor Disagree	Agree	Strongly Agree	DK
Patients demonstrating <u>cannabis/marijuana use</u> should be reprimanded or discharged from treatment.	<input type="radio"/>	<input type="radio"/>	<input type="radio"/>	<input type="radio"/>	<input type="radio"/>	<input type="radio"/>

	Strongly Disagree	Disagree	Neither Agree Nor Disagree	Agree	Strongly Agree	DK
Patients demonstrating <u>stimulant use</u> should be reprimanded or discharged from treatment.	<input type="radio"/>	<input type="radio"/>	<input type="radio"/>	<input type="radio"/>	<input type="radio"/>	<input type="radio"/>

	Strongly Disagree	Disagree	Neither Agree Nor Disagree	Agree	Strongly Agree	DK
Most patients should be tapered off of buprenorphine as soon as possible.	<input type="radio"/>	<input type="radio"/>	<input type="radio"/>	<input type="radio"/>	<input type="radio"/>	<input type="radio"/>

	Strongly Disagree	Disagree	Neither Agree Nor Disagree	Agree	Strongly Agree	DK
Retaining patients in treatment is a top priority for me.	<input type="radio"/>	<input type="radio"/>	<input type="radio"/>	<input type="radio"/>	<input type="radio"/>	<input type="radio"/>

Please elaborate on your responses to any of the questions above. (Optional)

For the following questions, mark the answer that comes closest to how you feel. Don't spend too long on any single item. If you don't know, select the "DK" option.

	Strongly Disagree	Disagree	Neither Agree Nor Disagree	Agree	Strongly Agree	DK
It is useful to treat patients with opioid use disorders in primary care settings.	<input type="radio"/>	<input type="radio"/>	<input type="radio"/>	<input type="radio"/>	<input type="radio"/>	<input type="radio"/>
Treating patients with opioid use disorders in primary care settings can negatively impact the workload of clinic staff.	<input type="radio"/>	<input type="radio"/>	<input type="radio"/>	<input type="radio"/>	<input type="radio"/>	<input type="radio"/>

Strongly Disagree Disagree Neither Agree Nor Disagree Agree Strongly Agree DK

Treating patients with opioid use disorders in primary care settings can be detrimental to the safety of other patients and clinic staff.

Treating patients with opioid use disorders in primary care settings might drive away other primary care patients.

Please elaborate on your responses to any of the questions above. (Optional)

Have you attended any Hub and Spoke Learning Collaborative sessions?

Yes

- No
- Don't know

Have you attended any Hub and Spoke MAT ECHO Clinics?

- Yes
- No
- Don't know

Have you received any direct technical assistance through the Hub and Spoke program?

- Yes
- No
- Don't know

How often does your Hub and Spoke team meet?

- Every day
- About once a week
- About once a month
- Quarterly
- Rarely (less than quarterly)

Never

Other (please describe)

For the following questions, mark the answer that comes closest to how you feel. Don't spend too long on any single item. If you don't know, or the item is not applicable, select the "DK/NA" option.

	Strongly Disagree	Disagree	Neither Agree Nor Disagree	Agree	Strongly Agree	DK
The Hub and Spoke model is useful.	<input type="radio"/>	<input type="radio"/>	<input type="radio"/>	<input type="radio"/>	<input type="radio"/>	<input type="radio"/>
I am familiar with my clinic/location's involvement in the Hub and Spoke project.	<input type="radio"/>	<input type="radio"/>	<input type="radio"/>	<input type="radio"/>	<input type="radio"/>	<input type="radio"/>
Onsite or community pharmacies are effective in serving the needs of our patients with opioid use disorders.	<input type="radio"/>	<input type="radio"/>	<input type="radio"/>	<input type="radio"/>	<input type="radio"/>	<input type="radio"/>
I will continue prescribing buprenorphine after the Hub and Spoke grant ends.	<input type="radio"/>	<input type="radio"/>	<input type="radio"/>	<input type="radio"/>	<input type="radio"/>	<input type="radio"/>

	Strongly Disagree	Disagree	Neither Agree Nor Disagree	Agree	Strongly Agree	DK
Care coordination between the Hub and Spoke(s) is effective.	<input type="radio"/>	<input type="radio"/>	<input type="radio"/>	<input type="radio"/>	<input type="radio"/>	<input type="radio"/>

	Strongly Disagree	Disagree	Neither Agree Nor Disagree	Agree	Strongly Agree	DK
Communication between medical and behavioral health staff at my location is good.	<input type="radio"/>	<input type="radio"/>	<input type="radio"/>	<input type="radio"/>	<input type="radio"/>	<input type="radio"/>

The Hub service has a positive impact on the primary care practice of this location.	<input type="radio"/>	<input type="radio"/>	<input type="radio"/>	<input type="radio"/>	<input type="radio"/>	<input type="radio"/>
--	-----------------------	-----------------------	-----------------------	-----------------------	-----------------------	-----------------------

If I felt the need, I could easily find someone to help me formulate the best approach to addressing a patient's opioid use disorder.	<input type="radio"/>	<input type="radio"/>	<input type="radio"/>	<input type="radio"/>	<input type="radio"/>	<input type="radio"/>
---	-----------------------	-----------------------	-----------------------	-----------------------	-----------------------	-----------------------

Participating in the Hub and Spoke Learning Collaborative(s) has been helpful.	<input type="radio"/>	<input type="radio"/>	<input type="radio"/>	<input type="radio"/>	<input type="radio"/>	<input type="radio"/>
--	-----------------------	-----------------------	-----------------------	-----------------------	-----------------------	-----------------------

Participating in the MAT ECHO Clinic(s) has been helpful.	<input type="radio"/>	<input type="radio"/>	<input type="radio"/>	<input type="radio"/>	<input type="radio"/>	<input type="radio"/>
---	-----------------------	-----------------------	-----------------------	-----------------------	-----------------------	-----------------------

	Strongly Disagree	Disagree	Neither Agree Nor Disagree	Agree	Strongly Agree	DK
	Strongly Disagree	Disagree	Neither Agree Nor Disagree	Agree	Strongly Agree	DK

Direct technical assistance through the Hub and Spoke program has been helpful.

The MAT team in my location is effective.

I have a satisfactory level of communication with the MAT team in my location.

I feel the criteria for transferring patients between Spoke(s) and the Hub are clear.

The Hub and Spokes in my network have a strong working relationship.

If you have any additional thoughts about the impact of the Hub and Spoke model, please elaborate here. (Optional)

To what extent do you find each of the following to be a barrier to prescribing buprenorphine?

	Not at all	Slightly	Moderately	Considerably	Extremely	DK
Staffing resources	<input type="radio"/>	<input type="radio"/>	<input type="radio"/>	<input type="radio"/>	<input type="radio"/>	<input type="radio"/>
Reimbursement issues	<input type="radio"/>	<input type="radio"/>	<input type="radio"/>	<input type="radio"/>	<input type="radio"/>	<input type="radio"/>
Lack of mentorship from other providers	<input type="radio"/>	<input type="radio"/>	<input type="radio"/>	<input type="radio"/>	<input type="radio"/>	<input type="radio"/>
Regulatory issues	<input type="radio"/>	<input type="radio"/>	<input type="radio"/>	<input type="radio"/>	<input type="radio"/>	<input type="radio"/>
Patient compliance	<input type="radio"/>	<input type="radio"/>	<input type="radio"/>	<input type="radio"/>	<input type="radio"/>	<input type="radio"/>

	Not at all	Slightly	Moderately	Considerably	Extremely	DK
Pharmacy availability	<input type="radio"/>	<input type="radio"/>	<input type="radio"/>	<input type="radio"/>	<input type="radio"/>	<input type="radio"/>
Community opposition	<input type="radio"/>	<input type="radio"/>	<input type="radio"/>	<input type="radio"/>	<input type="radio"/>	<input type="radio"/>
Lack of space	<input type="radio"/>	<input type="radio"/>	<input type="radio"/>	<input type="radio"/>	<input type="radio"/>	<input type="radio"/>
Lack of time	<input type="radio"/>	<input type="radio"/>	<input type="radio"/>	<input type="radio"/>	<input type="radio"/>	<input type="radio"/>
Lack of support from leadership in my organization	<input type="radio"/>	<input type="radio"/>	<input type="radio"/>	<input type="radio"/>	<input type="radio"/>	<input type="radio"/>

Please describe any additional barriers to prescribing buprenorphine not listed above. (Optional)

I feel that I need more training and technical assistance in serving the needs of patients with opioid use disorders who (choose all that apply):

- Are uninsured/underinsured
- Are homeless
- Have chronic pain
- Are pregnant/nursing
- Have co-occurring psychiatric disorders
- Use multiple substances
- Have HIV/AIDS and/or HCV
- Other (please describe):

- None

Is there any additional training that would help you in serving the needs of the patients you see with opioid use disorders? (If yes, please describe)

Does your Hub and Spoke location offer outreach and education materials related to opioid use disorders in the languages (other than English) spoken by the community you serve?

- Yes
- No
- Don't know

Does your Hub and Spoke location have the staff and other resources it needs to treat patients with opioid use disorders who speak a language other than English?

- Yes
- No
- Don't know

Would you be interested in providing peer support to other waived providers?

- Yes
- No

Did you attend either of the below **California Society for Addiction Medicine (CSAM) Conferences**?

- CSAM State of the Art: Addiction Medicine, San Francisco, Aug 29–Sept 1, 2018
- CSAM Addiction Medicine Review Course Conference, Anaheim, Sept 4–7, 2019
- Did not attend any of the above
- Don't know

Did you participate in either of the following **CSAM Medication and Education Research Foundation MAT Expansion Scholars ([MERF-MATES](#))** Programs?

- 2018 MERF MATES program
- 2019 MERT MATES program
- Did not participate in any of the above

Don't know

Did you attend either of the following **CSAM MAT Webinars**?

- "Real cases of buprenorphine-naloxone treatment: what to do and how to do it," Soraya Azari (moderator), Kenneth Saffier, Scott Steiger, Feb 13, 2019
- "Transdermal buprenorphine for induction of patients with comorbid pain," Soraya Azari (moderator), Tauheed Zaman, Mar 13, 2019
- Did not attend any of the above
- Don't know

What experiences have been most useful to you in becoming more confident and prepared to prescribe medications for opioid use disorders?

The following items are about stimulant use among patients in your clinic, and current practices to address their needs.

Based on your observations, in the past 12 months, please estimate the percentage of patients in your clinic who use methamphetamine. If you are unsure, a rough estimate is acceptable.

	No patients with meth use	0-5% with meth use	6-10% with meth use	11-20% with meth use	More than 20% with meth use	Don't know
Among all patients:	<input type="radio"/>	<input type="radio"/>	<input type="radio"/>	<input type="radio"/>	<input type="radio"/>	<input type="radio"/>
Among patients taking buprenorphine:	<input type="radio"/>	<input type="radio"/>	<input type="radio"/>	<input type="radio"/>	<input type="radio"/>	<input type="radio"/>

Based on your observations, in the past 12 months, please estimate the percentage of patients in your clinic who use cocaine (including crack cocaine). If you are unsure, a rough estimate is acceptable.

	No patients with cocaine use	0-5% with cocaine use	6-10% with cocaine use	11-20% with cocaine use	More than 20% with cocaine use	Don't know
	<input type="radio"/>	<input type="radio"/>	<input type="radio"/>	<input type="radio"/>	<input type="radio"/>	<input type="radio"/>

	No patients with cocaine use	0-5% with cocaine use	6-10% with cocaine use	11-20% with cocaine use	More than 20% with cocaine use	Don't know
Among all patients:	<input type="radio"/>	<input type="radio"/>	<input type="radio"/>	<input type="radio"/>	<input type="radio"/>	<input type="radio"/>
Among patients taking buprenorphine:	<input type="radio"/>	<input type="radio"/>	<input type="radio"/>	<input type="radio"/>	<input type="radio"/>	<input type="radio"/>

Aside from methamphetamine and cocaine, are there other stimulants that are a major concern for your clinical team (e.g., prescription stimulants, khat, kratom, MDMA/ecstasy, bath salts, other amphetamines)? If yes, please list them here:

To address the needs of patients with stimulant use in our clinic, we:

[check all that apply]

Provide screening for stimulant use. Please list all types of screening:

Provide/make referrals for psychiatric consultation

Develop a treatment agreement with patients

Refer patients to local specialty addiction treatment programs. Please list types of programs:

Provide medications. List medications and reasons for prescribing:

Provide behavioral treatment (e.g., motivational interviewing, contingency management). Please list all:

Provide other services (e.g., case management, exercise). Please list all:

None

Please comment on which services you have found most effective and why:


What would be most helpful to you in addressing the needs of patients who use stimulants (e.g., training, technical assistance)?



Are patients who use stimulants a major concern for your clinical team?

- Yes
- No

Please explain why patients who use stimulants are a major concern for your clinical team.



Please explain why patients who use stimulants are NOT a major concern for your clinical team.

Your age in years

Gender

- Man
- Woman
- Non-binary
- Prefer to self-describe
- Prefer not to say

Race/Ethnicity (choose all that apply)

- American Indian or Alaska Native
- Asian or Pacific Islander
- Black or African American
- Hispanic or Latinx
- Middle Eastern or Arab American
- White or Caucasian
- Prefer to self-describe
- Prefer not to say

Powered by Qualtrics



Default Question Block

With COVID-19, regulatory authorities such as DEA, SAMHSA/HRSA, CDC, CMS, HIPAA and the State of California have relaxed requirements to enable continued patient access to medications for addiction treatment (MAT). **We are doing this rapid survey to understand how your team is making adaptations in the COVID-19 pandemic.** This survey will take approximately 10-15 minutes to complete.

To thank you for your time, you will be entered into a raffle to win an iPad mini. Participation in the survey is not required in order to participate in the raffle. The winner will be randomly selected. Chances of winning are approximately 1 in 110. UCLA staff or family members are not eligible. **Please be sure to include your email address at the end of the survey so we can reach out to you if you win.** The contact form will be kept separate from all data to keep survey responses anonymous. If you have any questions, or would like to enter the raffle without completing the survey, please contact the UCLA Evaluation team at JSAP@mednet.ucla.edu.

Thank you for your participation!

This survey focuses on opioid treatment programs (OTPs, i.e., clinics certified to prescribe methadone). Do you work in **at least one OTP** as part of the Hub and Spoke program?

- Yes
- No

Please select the OTP location that you work in **most often** as part of the Hub and Spoke program.

Acadia Riverside

Acadia San Diego

Aegis Chico

Aegis Manteca

Aegis Marysville

Aegis Redding

Aegis Roseville

BAART Contra Costa

BAART San Francisco

Capalina Clinic

If your OTP location was not listed, please enter the location name here:

Please tell us more about your role by selecting the best match below.

- Medical Director
- Program Manager
- Clinic Administrator
- Substance use counselor
- Peer support specialist
- Behavioral Health Manager/Director
- Behavioral health clinician
- Nurse Manager/Director
- Nurse
- Prescriber - MD/DO/NP/PA

If your role was not listed, please include it here:

When answering the following questions, please think about the **OTP location** where you work **most often** as part of the Hub and Spoke program.

About how many of your OTP's **clinically stable** patients do you provide with **28 days** of take-home doses?

- All
- Most
- Some
- A few
- None

About how many of your OTP's **less stable** patients do you provide with **14 days** of take-home doses?

- All
- Most
- Some
- A few
- None

Have you encountered any patient safety issues in providing patients with increased take-home doses (e.g., increased overdose risk)?

- No

- Yes. If yes, please describe safety issues encountered:

- N/A - We have not increased take-home doses

Please indicate changes that have been made to **buprenorphine prescription durations**

- We are writing prescriptions for longer durations than pre-COVID-19
- We are writing prescriptions for shorter durations than pre-COVID-19
- Our prescription durations are unchanged

Please indicate changes that have been made to **buprenorphine prescription refills**

- We are writing prescriptions for more refills than pre-COVID-19
- We are writing prescriptions for fewer refills than pre-COVID-19
- Our prescription refill practices are unchanged

Comments (optional):

Please indicate changes that have been made to **urine drug screens (UDS)**

- We have not made any changes to our UDS process
- We have reduced the frequency for UDS for established patients
- We do UDS on new patients only
- We conduct UDS using telemedicine (e.g., viewing test results by video)
- We are no longer offering UDS

Comments (optional):

How has **COVID-19 affected** your use of the following:

	Increased frequency	No change	Decreased frequency
Methadone	<input type="radio"/>	<input type="radio"/>	<input type="radio"/>
Buprenorphine (Suboxone®, Subutex®, Zubsolv®, Bunavail®)	<input type="radio"/>	<input type="radio"/>	<input type="radio"/>
Buprenorphine injections (Sublocade™)	<input type="radio"/>	<input type="radio"/>	<input type="radio"/>
Buprenorphine implants (Probuphine®)	<input type="radio"/>	<input type="radio"/>	<input type="radio"/>

	Increased frequency	No change	Decreased frequency
Naltrexone injections (Vivitrol®)	<input type="radio"/>	<input type="radio"/>	<input type="radio"/>
Counseling/behavioral health	<input type="radio"/>	<input type="radio"/>	<input type="radio"/>
Telemedicine/telephone for buprenorphine inductions	<input type="radio"/>	<input type="radio"/>	<input type="radio"/>
Telemedicine/telephone for buprenorphine follow-up appointments	<input type="radio"/>	<input type="radio"/>	<input type="radio"/>

	Increased frequency	No change	Decreased frequency
Telemedicine/telephone for methadone follow-up appointments	<input type="radio"/>	<input type="radio"/>	<input type="radio"/>
Telemedicine/telephone for initial behavioral health appointments	<input type="radio"/>	<input type="radio"/>	<input type="radio"/>

Increased
frequency

No change

Decreased
frequency

Telemedicine/telephone
for **ongoing
counseling**



Comments (optional):

Did your OTP offer telemedicine/telephone appointments
prior to COVID-19?

Yes

No

Which telemedicine/telephone formats are **currently**
available to patients?
[Check all that apply]

Video chatting appointments are currently available

- We have plans to make video chatting appointments available
- Phone call appointments are currently available
- We have plans to make phone calls appointments available
- No telemedicine/telephone appointments are available

Has your OTP faced any of the following barriers in implementing telehealth?

- No telehealth system is in place
- Provider/clinic internet bandwidth issues
- Issues with billing for telehealth
- Patients with limited internet access
- Patients with limited data/phone minutes
- None of the above

Which **treatment format** do you find patients prefer for the following:

	In-person	Telemedicine/telephone
Methadone appointments	<input type="radio"/>	<input type="radio"/>
Buprenorphine appointments	<input type="radio"/>	<input type="radio"/>
Behavioral health and/or counseling appointments	<input type="radio"/>	<input type="radio"/>

Comments (optional):

Please indicate whether changes to **patient demand for methadone** have occurred as a result of COVID-19:

- Demand for methadone has gone up
- Demand for methadone has not changed
- Demand for methadone has gone down

Please indicate changes to **patient demand for buprenorphine** have occurred as a result of COVID-19:

- Demand for buprenorphine has gone up
- Demand for buprenorphine has not changed
- Demand for buprenorphine has gone down

Please indicate whether changes to **patient treatment retention** have occurred as a result of COVID-19:

- We are having an easier time retaining patients in treatment
- Treatment retention has been unchanged
- We are having a harder time retaining patients in treatment

Please indicate whether changes to **patient demand for behavioral health and/or counseling services** have occurred as a result of COVID-19:

- Demand for behavioral health and/or counseling services has gone up
- Demand for behavioral health and/or counseling services has been unchanged
- Demand for behavioral health and/or counseling services has gone down

Comments (optional):

Has COVID-19 affected your patients' ability to pay for medications?

- Yes
- No
- Don't know

Has COVID-19 affected your patients' housing stability?

- Yes
- No
- Don't know

Comments (optional):

Please indicate changes that have been made to **protocol or workflow adaptations**

[Check all that apply]

- We have made it easier for patients to start and continue on their medications (i.e. lower barrier)
- We have implemented drive-through dosing (i.e., patients remain in their cars)
- We have implemented medication delivery to patients
- We have started using popular applications like Facetime, Facebook video chat, Zoom, or Skype to provide telehealth (per the [OCR website](#))
- We require patients to bring lock boxes for medication pick-ups
- We have expanded program hours
- We have shortened program hours
- We are more assertive in direct outreach to patients by phone, email or text
- We are more assertive in outreach to patients by contacting third parties such as shelters, family members or other service providers
- We are collaborating less with other medical and social service providers outside our clinic
- We are collaborating more with other medical and social service providers outside our clinic
- We have made changes in HCPCS Codes to bill for telemedicine/telephone services
- None of the above

Comments, or other adaptations to describe (optional):



How has COVID-19 affected your staffing levels?
[Check all that apply]

- Unchanged by COVID-19
- Reduced due to illness
- Reduced due to layoffs/furloughs
- Reduced to minimize staff exposure
- Reduced due to lack of personal protective equipment
- Increased
- Other:



Comments (optional):



Overall, compared to before the COVID-19 outbreak, do you think that patients have an easier or harder time accessing medications?

- Much easier
- Somewhat easier
- About the same
- Somewhat harder
- Much harder

Has the Hub and Spoke program had an effect on patient access to medications during the COVID-19 public health emergency?

- Yes. If yes, how so:




- No


Has COVID-19-related guidance from DHCS been helpful (e.g., [COVID-19 NTP FAQ](#))?

- Yes
- No
- These sorts of guidance resources had not reached me until now

What kinds of additional federal, state or county support or guidance would be most helpful right now, if any?
(optional)



If you have additional comments or experiences you think we should know about, please share them here:



Powered by Qualtrics

Appendix V: Site Visit Focus Group Guide and Interview

FOCUS GROUP GUIDE

The first few questions will be about the MAT program here, in general.

1. Is there anything particularly innovative that this Spoke is doing to treat patients with opioid use disorders? Please tell me about this.
2. What have been the major factors that made implementing MAT successful in your program/clinic?
3. What types of training or technical assistance has been most helpful for your program/clinic staff to implement MAT?
 - a. What other training or technical assistance is needed?

These next several questions are about the Hub and Spoke program, specifically.

1. What practices, if any, have you adjusted since joining the Hub and Spoke program?
2. How well do you think your Hub serves your needs?
 - a. In what additional ways do you wish your Hub would help your program/clinic?
3. What advice would you offer to new programs/clinics just coming on board to the Hub and Spoke program?
4. If the Hub and Spoke program could offer you additional funds or resources to get more people in the community onto MAT, what would those look like?
5. Based on your experience, is there anything that we didn't ask you about that you think would be important for us to know about implementing MAT as part of a H&S system?

Thank you for your time!

Appendix V: Site Visit Focus Group Guide and Interview

SPOKE INTERVIEW QUESTIONS

CLINIC DIRECTOR

MAT Program

- 1. As a way to get started, it would be helpful if you could give us a brief overview of the medication assisted treatment (MAT) program at this clinic (e.g., structure, flow).**
2. How many waived prescribers do you currently have at this program/clinic? Do you have plans to increase the number of waived prescribers? If yes, how?
3. From your perspective, what challenges do waived prescribers face in terms of increasing the number of MAT patients in their care? Increasing their limits?
4. How do you encourage waived providers to increase their patient numbers/waiver limits?
- 5. If you had additional funds or resources to get more people in the community onto MAT, how would you use them?**

Patient Outreach

6. How do patients typically find out about the MAT services that your program/clinic provides?
7. How long does it typically take for a patient seeking MAT services to get an appointment?
8. What types of patient outreach activities does your program/clinic use to help find new patients who could benefit from MAT?

BH Services

9. Beyond the MAT Team, does this program/clinic provide behavioral health services (mental health and/or substance use counseling, referrals, peer support)?

Hub

10. How well do you think your Hub serves your needs?

- What are the primary services they provide to you (e.g., MAT subject matter expertise, referral resources)?
- What has been most helpful?

Appendix V: Site Visit Focus Group Guide and Interview

- In what additional ways do you wish your Hub would help your program/clinic?

H&S MAT Team

11. Who makes up your MAT team?

12. Was your MAT team hired by the Hub, or are they your clinic/program's staff?

13. What are the responsibilities of the MAT team? What services/support do they provide?

14. Please tell us about your program's/clinic's working relationship with the MAT team.

- How often are they on site at your clinic/program?
- Please describe the communication between the MAT Team and other clinic staff.

15. What role, if any, has the Hub and Spoke MAT team played to successfully implement MAT at this program/clinic?

Implementation of MAT

16. What type of training or technical assistance has been most helpful for your program/clinic staff to implement MAT?

- What other training or technical assistance is needed?

17. Have you heard about the Hub and Spoke practice facilitator program?

18. What have been the major factors that made implementing medication assisted treatment (MAT) successful in your program/clinic?

19. What have been the major challenges or barriers that you have encountered when implementing MAT in your program/clinic?

- What did you do/are you doing to overcome those barriers?
- What information, training, or technical assistance would be helpful?

20. Is there anything particularly innovative that this Spoke is doing to treat patients with OUD? Please tell me about this.

21. What impact (positive or negative) has offering MAT had on your program/clinic?

- On staff?

Appendix V: Site Visit Focus Group Guide and Interview

- On patients?

22. What advice would you offer to new programs/clinics just coming on board to the Hub and Spoke program?

23. What are the major factors that will likely contribute to the long-term sustainability of MAT in your clinic/program?

Appendix V: Site Visit Focus Group Guide and Interview

WAIVERED PROVIDER/CLINICAL STAFF

1. How long have you been prescribing buprenorphine?
2. What made you decide to get waived to prescribe buprenorphine?

Identification and Assessment of Patients with OUD

3. **How do you know someone might be struggling with opioids and may be in need of medication assisted treatment?**
4. Walk me through how patients are identified as having an opioid use disorder (e.g., screening tools, who screens, who gets screened, who scores the screener).
 - How often do you screen patients for OUD?
 - What next steps do you take if a patient screens positive, or there is indication of an OUD?
5. What tools do you use to assess the treatment needs of patients with OUD?

Starting Patients on and Prescribing Buprenorphine

6. How would you describe your experiences starting patients on buprenorphine?
 - If no inductions: Why not?
7. **What would help you to prescribe to more patients?**
8. **If you had additional funds or resources to get more people in the community onto MAT, how would you use them?**

Successes and Challenges

9. **From your perspective, what seems to be working especially well in terms of providing MAT services in this clinic?**
10. **What have been the major challenges or barriers that you have encountered to treating patients with OUD? What do you do to address these?**
11. Based on your experience, is there anything that we didn't ask you about that you think would be important for us to know about implementing MAT as part of a H&S system?

Appendix V: Site Visit Focus Group Guide and Interview

MAT TEAM/CARE NAVIGATOR

Role on MAT team

1. Tell us a little bit about your professional background and your role and responsibilities on the MAT team.
2. How would you describe your relationship with the staff at your program/clinic's Hub?

Patient Flow for MAT services

3. **Please walk me through what would typically happen if a new patient calls or comes into your clinic/program seeking buprenorphine. What are your first steps in offering them treatment or resources?**
 - Are they offered an appointment at your clinic/program? Or are they referred elsewhere?
 - How soon are new patients able to get an appointment?
4. **What strategies do you use to help retain patients in treatment with MAT once they get started?**
5. **If you had additional funds or resources to get more people in the community onto MAT, how would you use them?**

Patient Transfers

6. **Please describe the process of transferring a patient between this clinic/program and your system's Hub.**
 - In what instances would a patient be transferred to the Hub?
 - In what instances would a patient be transferred from the Hub?
 - How effective do you find the transfer process?

Pharmacy

7. Does this clinic have an on-site pharmacy?
 - If not, how far is the nearest pharmacy is that provides buprenorphine?
 - How effective do you feel on-site or community pharmacies are in serving the needs of patients with OUD? Please explain.
 - What recommendations do you have for improvement?

Appendix V: Site Visit Focus Group Guide and Interview

MAT Related Services

8. Do you distribute Narcan (naloxone) to patients with OUD?
 - Their families?
 - How is that working?
9. What sorts of counseling do you do with patients?
 - Is it standard? Is it optional?
 - How well do you think it is being utilized?
 - Do you find it helpful?
10. Please describe the transportation resources this clinic/program offers for patients who live far away.
 - Are there other transportation resources that would be helpful?
11. What sorts of resources in the community do you provide or refer patients with OUD to (e.g. peer support groups, housing, employment, family supports)? Please tell me about the referral process.
12. Based on your experience with being on the MAT team, is there anything that we didn't ask you about?